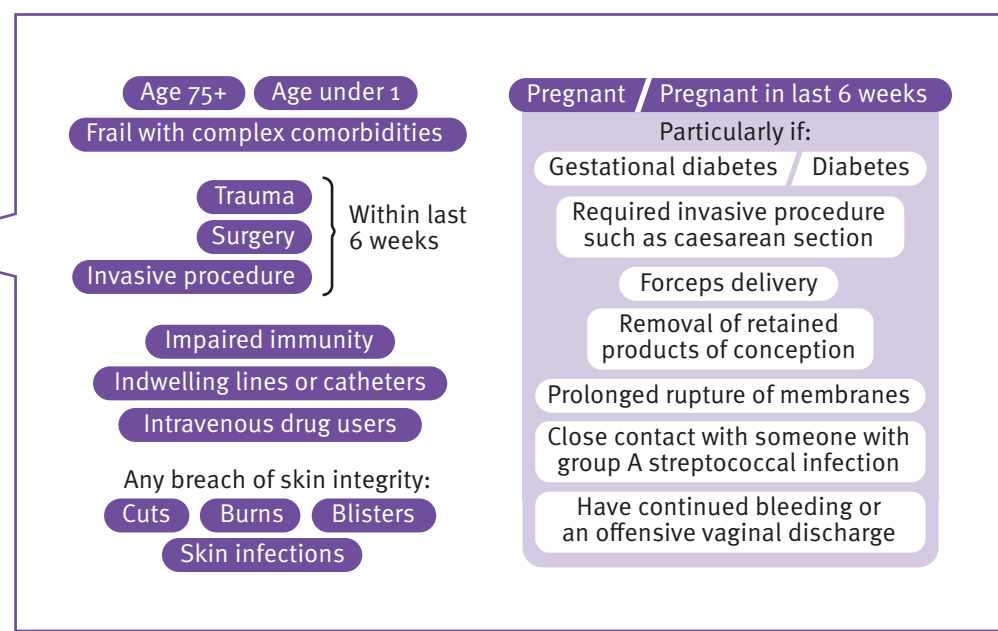
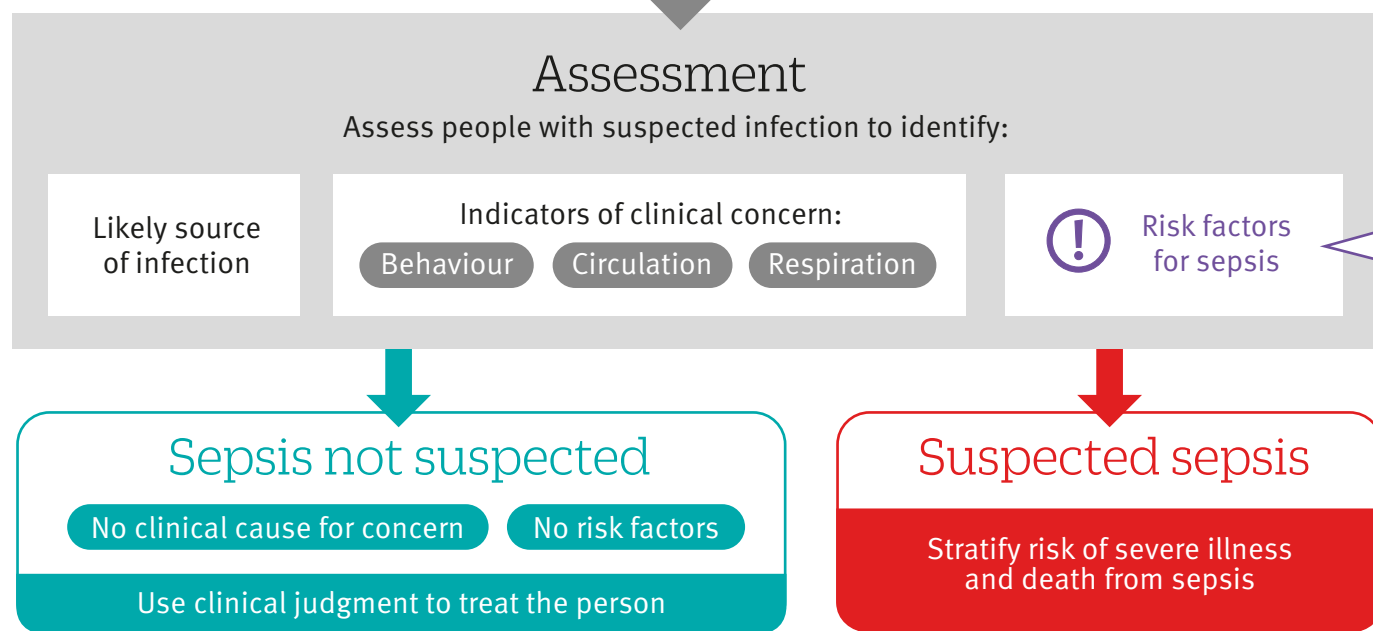
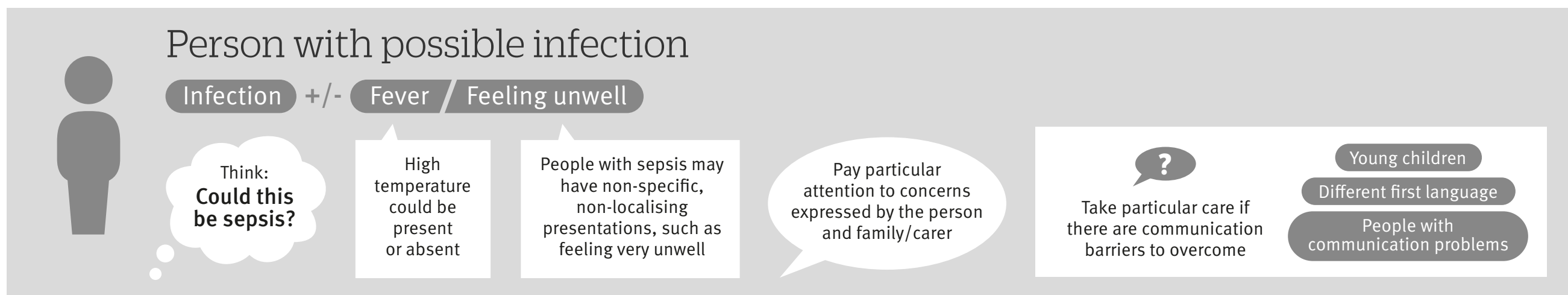


Visual summary NICE sepsis guidance

How to assess risk and identify appropriate level of monitoring and management for suspected sepsis

Evidence level
Based on the opinion of the guideline development committee, supported by generally very low quality evidence



Detailed risk assessment

| Age (years) | Under 1 | 1-2 | 3-4 | 5 | 6-7 | 8-11 | 12+ and adults |
|------------------------------|--|------------------|------------------|--------------------------------|------------------|------------------|---|
| Behaviour and history | H Weak, high-pitched or continuous cry | | | | | | H Objective evidence of new mental state |
| | H Appears ill to a healthcare professional | | | | | | M History from patient, friend or relative of altered behaviour / mental state |
| | H Does not wake or, if roused, does not stay awake | | | | | | M Deterioration of functional ability |
| | H No response to social cues | | | | | | M Impaired immune system |
| | M Parent or carer concern that child is behaving differently from usual | | | | | | M Trauma, surgery or procedure in last 6 weeks |
| | M Decreased activity | | | | | | |
| | M Not responding normally to social cues | | | M Not behaving normally | | | |
| | M No smile | | | | | | |
| | M Wakes only with prolonged stimulation | | | | | | |
| | M Poor feeding | | | | | | |
| Breathing | Breaths per minute (resting rate) | | | | | | |
| | H 60+ | H 50+ | H 40+ | H 29+ | H 27+ | H 25+ | H 25+ |
| | M 50-59 | M 40-49 | M 35-39 | M 24-28 | M 24-26 | M 22-24 | M 21-24 |
| | H Grunting | | | | | | H New requirement of oxygen |
| | H Apnoea | | | | | | 0.4+ FiO ₂ to maintain saturation above 92% or 88% in known COPD* |
| | H Oxygen saturation 90% or less in air | | | | | | |
| | M Oxygen saturation 92% or less in air | | | | | | |
| | M Nasal flaring | | | | | | |
| | M Crackles in the chest | | | | | | |
| Circulation | Heart rate (beats per minute) | | | | | | |
| | H 160+ | H 150+ | H 140+ | H 130+ | H 120+ | H 115+ | H 131+ |
| | M 150-159 | M 140-149 | M 130-139 | M 120-129 | M 110-119 | M 105-114 | M 91-130 |
| | H Less than 60 beats per minute | | | | | | H Systolic BP ² 90 mmHg or less or 40+ mmHg below normal |
| | M Capillary refill time 3+ seconds | | | | | | M Systolic BP ² 91-100 mmHg |
| | M Cold hands / feet | | | | | | M Pregnant: 100-130 BPM |
| | M Leg pain | | | | | | M New onset arrhythmia |
| Skin | Colour of skin / lips / tongue is mottled or ashen or blue | | | | | | |
| | H Non-blanching rash | | | | | | |
| | H Reduced skin turgor | | | | | | |
| | M Pallor of skin, lips or tongue | | | | | | |
| | M Signs of infection: Increased redness, Swelling or discharge at surgical site, Breakdown of wound | | | | | | |
| Temperature | H Under 36°C | | | | | | |
| | M Under 36°C | | | | | | |
| | H 38+ °C | | | | | | |
| | M 39+ °C | | | | | | |
| | Under 3 months of age | | | | | | |
| | 3-6 months of age | | | | | | |
| Urine | H Not passed urine in 18 hours | | | | | | |
| | M Not passed urine in the last 12-18 hours | | | | | | |

