



# Reporting of stepped wedge cluster randomised trials: extension of the CONSORT 2010 statement with explanation and elaboration

Karla Hemming,<sup>1</sup> Monica Taljaard,<sup>2,3</sup> Joanne E McKenzie,<sup>4</sup> Richard Hooper,<sup>5</sup> Andrew Copas,<sup>6</sup> Jennifer A Thompson,<sup>6,7</sup> Mary Dixon-Woods,<sup>8</sup> Adrian Aldcroft,<sup>9</sup> Adelaide Doussau,<sup>10</sup> Michael Grayling,<sup>11</sup> Caroline Kristunas,<sup>12</sup> Cory E Goldstein,<sup>13</sup> Marion K Campbell,<sup>14</sup> Alan Girling,<sup>1</sup> Sandra Eldridge,<sup>5</sup> Mike J Campbell,<sup>15</sup> Richard J Lilford,<sup>16</sup> Charles Weijer,<sup>13</sup> Andrew B Forbes,<sup>4</sup> Jeremy M Grimshaw<sup>2,3,17</sup>

For numbered affiliations see end of article.

Correspondence to: K Hemming [k.hemming@bham.ac.uk](mailto:k.hemming@bham.ac.uk)

Additional material is published online only. To view please visit the journal online.

Cite this as: *BMJ* 2018;**363**:k1614 <http://dx.doi.org/10.1136/bmj.k1614>

Accepted: 20 March 2018

This report presents the Consolidated Standards of Reporting Trials (CONSORT) extension for the stepped wedge cluster randomised trial (SW-CRT). The SW-CRT involves randomisation of clusters to different sequences that dictate the order (or timing) at which each cluster will switch to the intervention condition. The statement was developed to allow for the unique characteristics of this increasingly used study design. The guideline was developed using a Delphi survey and consensus meeting; and is informed by the CONSORT statements for individual and cluster randomised trials. Reporting items along with explanations and examples are provided. We include a glossary of terms, and explore the key properties of the SW-CRT which require special consideration in their reporting.

The CONSORT (Consolidated Standards of Reporting Trials) statement, initially published in 1996 and updated in 2001 and 2010, outlines essential items to be reported in a parallel arm individually randomised trial.<sup>1 2 3</sup> The CONSORT extension for cluster randomised trials (CRTs), initially published in 2004 and updated in 2012, extended this guidance for trials in which groups of individuals (clusters, see table 1 for a full glossary of terms) are randomised to different treatment conditions.<sup>4 5</sup> In recent years, a novel type of cluster randomised design—stepped wedge cluster randomised trial (SW-CRT)—has become increasingly popular.<sup>6 7 8</sup> The SW-CRT involves randomisation of clusters to different sequences. These sequences dictate the order (or timing) with which each cluster will switch to the intervention condition.

The basic components of the design, as well as illustrative examples of studies which have used this design, have been described previously.<sup>9</sup> The unit of randomisation in these trials is the cluster with clusters (or groups of clusters) allocated to different sequences (as opposed to different arms in a parallel trial). These sequences specify the number of periods spent in the control condition and the number of periods in the intervention condition. Figure 1 shows an example of four groups of clusters allocated to four different sequences. Each cluster contributes data to the analysis from each measurement period. In the example in figure 1 there are five measurement periods. The point at which a cluster switches to the intervention condition is called a step. Sometimes a transition period is built into the design, during which the intervention is implemented in the cluster.

This design has numerous methodological complexities, including potential confounding with time;<sup>10</sup> changes in correlation structures over time;<sup>11 12 13</sup> the possibility of within cluster contamination;<sup>14</sup> the possibility of time varying treatment effects;<sup>10 15</sup> and different design variations,<sup>16 17</sup> all of which increase the complexity of reporting.<sup>9</sup> Perhaps unsurprisingly, systematic reviews examining the adequacy of reporting of SW-CRTs have revealed numerous inadequacies, including the absence of essential details of the design; inconsistent use of terminology;<sup>6 7 8 18 19</sup> frequent lack of clarity in reporting of adjustment for time effects;<sup>20</sup> and frequent failure to report ethical review and trial registration.<sup>19</sup> These findings suggest there is a need for a specific

## SUMMARY POINTS

- The stepped-wedge cluster randomised trial (SW-CRT) is a novel cluster randomised trial variant that is increasingly being used. It is particularly relevant for evaluating service innovations in learning healthcare organisations
- There has been an exponential increase in the use of this design over the past few years with an expected increase in publications in the near future. A number of systematic reviews have demonstrated poor reporting of key features of SW-CRTs
- We report a CONSORT extension for the SW-CRT design. The reporting guideline highlights the additional complexities of the design
- We are in the unique position of potentially being ahead of the curve with great potential to improve reporting of this innovative design by defining reporting criteria before its widespread use. We strongly recommend use of this reporting guideline in any future SW-CRT report

**Table 1 | Glossary of terms**

Term	Explanation
Closed cohort	A study design in which participants are repeatedly assessed over a series of measurement points and cannot join the study once it has started.
Cluster	The unit of randomisation.
Cluster-period	A grouping of observations by time of measurement and cluster.
Complex intervention	An intervention that has multiple and interacting parts.
Control condition	The comparator treatment.
Cross-sectional	A study design in which different participants are measured at each measurement occasion.
Duration of period	Time (eg, months) between each step.
Intervention condition*	The treatment under evaluation.
Open cohort	A study design in which participants are repeatedly assessed over a series of measurement points and can join and leave the study throughout its duration.
Participant	A participant is someone on whom investigators seek to measure the outcome of interest.
Period	A grouping of observations by time of measurement.
Purposively collected data	Data that are collected for the specific purpose of contributing to the trial (data that are not routinely collected).
Research participant	A research participant denotes a human research subject from the standpoint of ethical considerations.
Sequence of treatments (often abbreviated to sequence or allocated sequence)*	A sequence of codes defining the order of implementation of the treatment conditions for each cluster. More than one cluster can be allocated to each sequence.
Step	A planned point at which a cluster or group of clusters crosses from control to intervention.
Transition period	The time needed to fully embed the intervention. A transition period may have the same or different duration than a measurement period.

\*Note the CONSORT statement uses the term group to refer to the allocated treatment, but for stepped wedge cluster randomised trials we distinguish between the concepts of the allocated sequence and the treatment condition in any given period of that sequence, and avoid terminology such as group or arm. We use the term treatment in a generic way to refer to either the active treatment or comparator; and retain the use of the phrase intervention condition to refer to the active treatment of the trial; and the control condition to refer to the comparator.

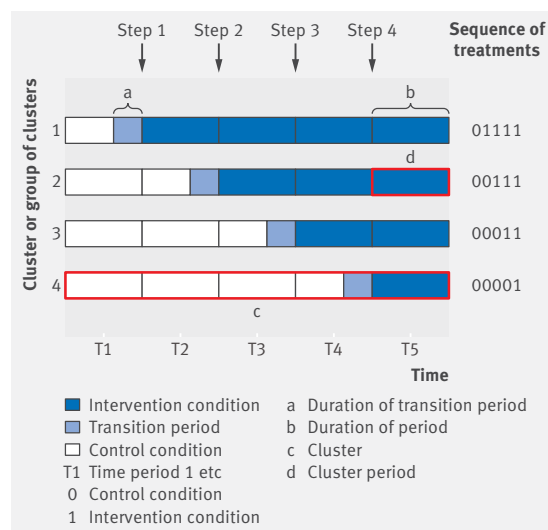
reporting guideline for this trial design. Here we report the results of a consensus process to develop an extension to the CONSORT statement for use with SW-CRTs. The goal of this extension is to improve the standards of reporting of this important and increasingly used research design.

**Scope of this statement**

This reporting statement should be followed when reporting results from any SW-CRT. In line with other CONSORT statements, this guideline includes the

minimum set of items that should be reported. It is not intended to be a comprehensive list of all possible items that could be reported.

A wide variety of terms have been used to describe aspects of the SW-CRT design. Figure 1 shows the key components of the design and table 1 shows a glossary of terms for this reporting statement. Generally, SW-CRTs have a minimum of three sequences. Trials with two sequences and three periods, for example, a two arm CRT in which both arms are initially observed under the control condition and in addition, the control arm adopts the intervention during a third measurement period might also technically be considered a SW-CRT. The statement was developed for comparisons of two treatment conditions. To take a broader perspective on the range of designs that can be included, we are not restricting our definition to designs with all clusters initiating in the control condition and ending up in the intervention condition.<sup>21</sup>



**Fig 1 | Diagram of the standard stepped wedge cluster randomised trial. Note that in designs where participants are measured after a follow-up time from their exposure, then the periods and their representations are defined based on when an individual was exposed and not when measured**

**Extending the CONSORT statement to SW-CRTs**

We developed this extension using methods recommended for developing reporting guidelines.<sup>22</sup> We registered our protocol on the Enhancing the Quality and Transparency Of health Research (EQUATOR) website in July 2015 and identified relevant and related reporting guidelines.<sup>23</sup> We conducted several systematic reviews of published SW-CRTs examining aspects of reporting and methodological conduct and undertook a consensus process.

*Results from systematic reviews examining SW-CRT methods and reporting*

We conducted several systematic reviews in advance of the consensus process.<sup>8 18 19 20</sup> Martin et al found that

the SW-CRT is increasingly being used.<sup>8</sup> Most trials are conducted in advanced economies and healthcare settings. A noticeable minority of trials are conducted in lower middle income settings. Most trials have fewer than 20 clusters and a smaller number of time periods.<sup>8</sup>

Reviews of the quality of reporting of sample size and analysis methods revealed incomplete or inadequate reporting overall, and specifically, a lack of reporting of how time effects and extended correlation structures were incorporated both at the design and analysis stages.<sup>8 15 18 20</sup> Reviews of the ethical conduct and reporting revealed that many SW-CRTs do not report research ethics review; do not clearly identify from whom and for what consent was obtained; and a considerable number do not preregister with a trial registration database.<sup>19</sup> Reviews of the method literature have identified several key aspects of the SW-CRT which are associated with bias.<sup>20 24</sup> Clear reporting of these aspects is essential to make interpretation of trial results in published reports possible.

Firstly, time is a potential confounder in a SW-CRT and requires special consideration both at the design and analysis stage.<sup>10 25</sup> Secondly, as the SW-CRT is a longitudinal and clustered study, correlation structures are more complex than those of a parallel CRT carried out at a single cross section in time.<sup>12</sup> Thirdly, some SW-CRTs are at risk of within cluster contamination. Within cluster contamination can arise either when outcomes in the intervention condition are obtained from participants who are yet to be exposed to the intervention, or alternatively, when outcome assessments in the control condition are from participants already exposed to the intervention.<sup>14</sup> Contamination arising from observations yet to be fully exposed to the intervention condition can be allowed for by building transition periods into the design; or by modelling these effects (referred to as lag effects).<sup>9</sup> Interactions between time and treatment can also arise. These time varying effects are more likely to arise when the intervention is not continuously delivered, does not create a permanent change, or where its impact might decrease or increase over time.<sup>15</sup>

These complexities differ according to the many ways that a SW-CRT can be conducted, including whether the same or different participants are repeatedly assessed, whether participants are continuously recruited and the duration of their exposure, and whether a complete enumeration of the cluster is taken.<sup>9 14</sup> Practical and ethical issues must be considered when adopting this design.<sup>17 26</sup> Table 2 provides a summary of key methodological issues which need extra consideration when reporting a SW-CRT.

#### *Consensus process*

Members of the working group (KH, MT, JEM, ABF, CW, and JMG) identified items from the original CONSORT statement which required modification; considered whether the modification used in the cluster extension was appropriate; and if not, proposed a modified version for the item. In a modified Delphi process (December 2016), we invited 64 subject matter experts

to consider, rate, and comment on the proposed modifications of whom 42 completed the survey. We summarised responses from the survey and circulated a second draft of the proposed modifications in advance of a one day consensus meeting (Liverpool May 2017). The CONSORT stepped wedge consensus group (20 people in total all listed as authors of this statement) consisted of members of the working group and those with expertise in trial design, journal editors (*BMJ Open*, *Trials*, *Clinical Trials*, and *BMJ Quality*, and *Safety Improvement*), ethicists, statisticians, methodologists, and developers of reporting guidelines (cluster trials, pilot and feasibility trials, and equity trials). At the meeting, proposed wording, examples, and elaboration of text were discussed and amended. The final draft was then circulated and comments were incorporated.

#### **The CONSORT extension for SW-CRT**

Table 3 shows a checklist of the 26 items to be reported in the publication of a SW-CRT. Some items have not been modified from the original CONSORT statement, some are modified, and some are new. Similar to the CONSORT extension for cluster trials, item 10 (implementation of randomisation) has been replaced by items 10a, 10b, and 10c. In recognition of the under-reporting of key ethical aspects of these trials, a new item on research ethics review has been added as item 26 (as was added to the CONSORT extension for pilot and feasibility studies).<sup>27</sup> For ease of interpretation in the elaboration that follows, we provide the original CONSORT wording, the wording of the CONSORT extension for CRTs, as well as the wording for the SW-CRT extension. Box 1 summarises key changes to the original CONSORT statement and substantial deviations from the CONSORT extension for CRTs. We have provided examples and explanations for most items. Where the item has not been modified or the modification is only minor, readers are referred to the original statements for full explanation and elaboration.<sup>3 5</sup> For some items, which have not been modified, an example or explanation has been provided where this item raises specific nuances under the SW-CRT. Given differences in terminology used to describe the SW-CRT and the significant number of modified items, the items in this statement have been written to replace the original CONSORT items; and therefore, should not be considered extensions to the original items.

#### **Title and abstract**

##### *Item 1a Title*

*Standard CONSORT item*—Identification as a randomised trial in the title.

*CONSORT cluster extension*—Identification as a CRT in the title.

*Extension for SW-CRTs*—Identification as a SW-CRT in the title.

*Example*—“The Devon Active Villages Evaluation (DAVE) trial of a community-level physical activity

Table 2 | Key method considerations to consider in the reporting of a SW-CRT

Concept	Description	Why this is important	Mitigating strategies
Imbalance of the design with respect to time	In a SW-CRT, clusters are randomised to different sequences which dictate the order they initiate the intervention. Observations collected under the control condition are, on average, from an earlier calendar time than observations collected under the intervention condition.	Changes external to the trial may create underlying secular trends. In addition, where the same participants are repeatedly assessed, their health status might improve (or worsen) over the study. Time is a potential confounder because it is associated with both the treatment condition and the outcome.	Analysis and sample size should allow for the confounding effect of time.
Repeated measures on same clusters and possibly same participants	SW-CRTs make a series of measurements over time within each cluster. These repeated measurements can be on the same participants, different participants, or a mixture of the same and different participants at each measurement.	Correlation structures are more complex than in a parallel cluster trial conducted at a single cross section in time.	Analysis (and consequently sample size calculations) should allow for the fact that data are not independent and dependencies might vary over time.
Within cluster contamination	In SW-CRTs, some or all of the clusters will be exposed to both the control and intervention conditions. Participants can either have a relatively short exposure to the intervention (eg, surgical intervention) or long exposure (eg, change in care home policy).	Where the duration of exposure is short it is unlikely that individuals will be exposed to both the control and intervention condition. Where the duration of exposure is long, it may be possible that some participants are exposed to both the control condition and the intervention condition.	In trials with long exposure, delayed assessment of outcomes should be avoided to prevent participants recruited under the control condition later becoming exposed to the intervention condition.
Delayed treatment effects and transition periods	The effect of the intervention may be immediate, or there may be a delay before its effect is realised.	When there is a delay before the effect of the intervention is realised the estimate of effectiveness can be attenuated.	Where there is an expected delay before the effect of the intervention is materialised a transition period can be built into the design of the study.
Time by treatment effect interactions	SW-CRTs can evaluate interventions of many different forms. The intervention can be a one-off delivery involving a permanent change to a healthcare system, or it can be an intervention which may need to be repeated multiple times to ensure its effects are realised such as education of health professionals. Sometimes the intervention may be refined over the duration of the study.	Interventions delivered at a single occasion (and not repeated to ensure it creates a permanent effect) might have an impact which changes with increasing time since exposure (eg, the effect of the intervention might be quite large immediately after exposure and then its impact might start to decrease). If interventions are refined over time then their effect will also change over the duration of the study.	If interventions are either refined over time or are not expected to create a permanent effect, an analysis examining how the effect of the treatment changes with time should be considered.
Sampling of observations	SW-CRTs can take a complete enumeration of the cluster, a random sample of individuals, or recruit participants into the trial. Furthermore, participants might be continuously recruited into the trial as they present; or all participants might be recruited at the beginning of the trial.	Information on how observations were sampled is important to elicit risks of bias. Studies which take a complete enumeration have lower risks of bias as do studies which recruit all participants at a fixed point in time before randomisation has occurred. Studies which continuously recruit participants have higher potential for identification and recruitment biases.	Methods to reduce the risk of bias include taking a complete enumeration of the entire cluster-period, recruiting all participants before randomisation, and having someone independent to the study perform the recruitment.
Continuous or discrete time measurements	Observations may be accrued continuously (eg, as patients present to an emergency department and provide measurements after a follow-up period), or discretely (eg, a survey questionnaire may be implemented at several discrete points in time).	Where observations are accrued in continuous time, outcomes are more likely to be measured in continuous time. Where outcomes are accrued in discrete time, outcomes are more likely to be measured in discrete time.	Collecting exact timings of outcomes will ensure the full possible range of analysis methods can be implemented.
Justification of study type	Justifying the need for a staggered exposure of the intervention using a SW-CRT, as opposed to a simple parallel arm implementation, is important because the SW-CRT is more complicated in its design, analysis, and implementation than the parallel CRT. It might also involve exposing a greater number of clusters or participants to the intervention.	Risks of bias in the SW-CRT may be higher than in a parallel CRT. For example, secular trends may be of concern in a SW-CRT, but not in a parallel design.	SW-CRTs should be classified as research and so should be registered as a trial and should be submitted for review to an approved research ethics committee.

intervention in rural south-west England: a stepped wedge cluster randomised controlled trial.”<sup>28</sup>

**Explanation**—One reason for including the type of study design in the title is to facilitate accurate identification of relevant studies in systematic reviews. Other reasons including alerting readers to key important features of the study design. A wide variety of different terminology is currently used to describe the SW-CRT. These include the “multiple-period baseline design” and the “wait list design” (although not every multiple-period baseline design and wait list design will be a SW-CRT). Adoption of a single term will improve the identification of these studies and differentiate studies which are not SW-CRTs. Reporting of parallel CRTs improved with the adoption of the single term “cluster” rather than the mix of terms (such as “group randomised” or “field trial”).<sup>29</sup> It can also be useful to report any trial acronym in the title, to aid future searches for the study.

#### Item 1b: Abstract

**Standard CONSORT item**—Structured summary of trial design, methods, results, and conclusions (for specific guidance see CONSORT for abstracts).

**CONSORT cluster extension**—Abstract see table (not shown).

**Extension for SW-CRTs**—Structured summary of trial design, methods, results, and conclusions (see table 4).

For the same rationale as provided in the other CONSORT statements, clear reporting of the trial’s objectives, design, methods, main results, and conclusions in the abstract is crucial. The primary reason for this is that many readers will base their assessment of the trial from the information available in the abstract.<sup>30</sup> A review assessing the quality of reporting of abstracts from fully published SW-CRT revealed incomplete reporting of important details.<sup>31</sup> A set of items to be reported as a minimum in an

**Table 3 | Checklist of information to include when reporting a stepped wedge cluster randomised trial (SW-CRT)**

Topic	Item no	Checklist item	Page no
<b>Title and abstract</b>			
	1a	Identification as a SW-CRT in the title.	
	1b	Structured summary of trial design, methods, results, and conclusions (see separate SW-CRT checklist for abstracts).	
<b>Introduction</b>			
Background and objectives	2a	Scientific background. Rationale for using a cluster design and rationale for using a stepped wedge design.	
	2b	Specific objectives or hypotheses.	
<b>Methods</b>			
Trial design	3a	Description and diagram of trial design including definition of cluster, number of sequences, number of clusters randomised to each sequence, number of periods, duration of time between each step, and whether the participants assessed in different periods are the same people, different people, or a mixture.	
	3b	Important changes to methods after trial commencement (such as eligibility criteria), with reasons.	
Participants	4a	Eligibility criteria for clusters and participants.	
	4b	Settings and locations where the data were collected.	
Interventions	5	The intervention and control conditions with sufficient details to allow replication, including whether the intervention was maintained or repeated, and whether it was delivered at the cluster level, the individual participant level, or both.	
Outcomes	6a	Completely defined prespecified primary and secondary outcome measures, including how and when they were assessed.	
	6b	Any changes to trial outcomes after the trial commenced, with reasons.	
Sample size	7a	How sample size was determined. Method of calculation and relevant parameters with sufficient detail so the calculation can be replicated. Assumptions made about correlations between outcomes of participants from the same cluster. (see separate checklist for SW-CRT sample size items).	
	7b	When applicable, explanation of any interim analyses and stopping guidelines.	
<b>Randomisation</b>			
Sequence generation	8a	Method used to generate the random allocation to the sequences of treatments.	
	8b	Type of randomisation; details of any constrained randomisation or stratification, if used.	
Allocation concealment mechanism	9	Specification that allocation was based on clusters; description of any methods used to conceal the allocation from the clusters until after recruitment.	
Implementation	10a	Who generated the randomisation schedule, who enrolled clusters, and who assigned clusters to sequences.	
	10b	Mechanism by which individual participants were included in clusters for the purposes of the trial (such as complete enumeration, random sampling; continuous recruitment or ascertainment; or recruitment at a fixed point in time), including who recruited or identified participants.	
	10c	Whether, from whom and when consent was sought and for what; whether this differed between treatment conditions.	
Blinding	11a	If done, who was blinded after assignment to sequences (eg, cluster level participants, individual level participants, those assessing outcomes) and how.	
	11b	If relevant, description of the similarity of treatments.	
Statistical methods	12a	Statistical methods used to compare treatment conditions for primary and secondary outcomes including how time effects, clustering and repeated measures were taken into account.	
	12b	Methods for additional analyses, such as subgroup analyses, sensitivity analyses, and adjusted analyses.	
<b>Results</b>			
Participant flow (a diagram is strongly recommended)	13a	For each treatment condition or allocated sequence, the numbers of clusters and participants who were assessed for eligibility, were randomly assigned, received intended treatments, and were analysed for the primary outcome (see separate SW-CRT flow chart).	
	13b	For each treatment condition or allocated sequence, losses and exclusions for both clusters and participants with reasons.	
Recruitment	14a	Dates defining the steps, initiation of intervention, and deviations from planned dates. Dates defining recruitment and follow-up for participants.	
	14b	Why the trial ended or was stopped.	
Baseline data	15	Baseline characteristics for the individual and cluster levels as applicable for each treatment condition or allocated sequence.	
Numbers analysed	16	The number of observations and clusters included in each analysis for each treatment condition and whether the analysis was according to the allocated schedule.	
Outcomes and estimation	17a	For each primary and secondary outcome, results for each treatment condition, and the estimated effect size and its precision (such as 95% confidence interval); any correlations (or covariances) and time effects estimated in the analysis.	
	17b	For binary outcomes, presentation of both absolute and relative effect sizes is recommended.	
Ancillary analyses	18	Results of any other analyses performed, including subgroup analyses and adjusted analyses, distinguishing prespecified from exploratory.	
Harms	19	Important harms or unintended effects in each treatment condition (for specific guidance see CONSORT for harms).	
<b>Discussion</b>			
Limitations	20	Trial limitations, addressing sources of potential bias, imprecision, and, if relevant, multiplicity of analyses.	
Generalisability	21	Generalisability (external validity, applicability) of the trial findings. Generalisability to clusters or individual participants, or both (as relevant).	
Interpretation	22	Interpretation consistent with results, balancing benefits and harms, and considering other relevant evidence.	
<b>Other information</b>			
Registration	23	Registration number and name of trial registry.	
Protocol	24	Where the full trial protocol can be accessed, if available.	
Funding	25	Sources of funding and other support (such as supply of drugs), and the role of funders.	
Research ethics review	26	Whether the study was approved by a research ethics committee, with identification of the review committee(s). Justification for any waiver or modification of informed consent requirements.	

This table can be downloaded as a separate document in supplementary materials 3; page numbers can be added electronically to the PDF document.

**Box 1 | Noteworthy changes to the CONSORT 2010 statement and deviations from the 2012 extension for cluster trials****Noteworthy changes to the CONSORT 2010 statement**

Separate presentation of the CONSORT checklist items for SW-CRTs (see table 3).

Modification of item 2a (Background) to include rationale for use of a stepped wedge design.

Extension of item 3a (Design) to include a schematic representation of the design; and clarity over key design aspects (such as number of steps, number of observations per cluster-period).

Extension of item 7a and 12a (Sample size and Statistical methods) to include reference to the methods used to allow for adjustment for time and assumptions made about correlations.

Extension of item 12b (Auxiliary analyses) to include any sensitivity analyses for assumptions made about time effects.

Extension of item 13a (Participant flow) to include a modified flow-chart by allocated sequence (see fig 3).

Extension of item 17a (Outcomes and estimation) to report any adjustment for time effects; and presentation of secular trends (see supplementary materials, fig S2).

Extended elaboration under item 18 (Auxiliary analyses) to include reporting of any sensitivity analyses for any model based methods; and extended elaboration under item 20 (Limitations) to include discussion of any limitations due assumptions made about time effects.

Extended elaboration under item 5 (Interventions) to include planned details on timings of interventions; and under item 6 (Outcomes) timings of outcome assessments. This information, along with the corresponding realised dates under item 14a (Recruitment dates) allow determination of the risk of within cluster contamination.

Addition of item 26 (Research ethics review) to include reporting of ethical review and consent processes.

**Noteworthy deviations from the CONSORT 2012 extension for cluster randomised trials**

Modification of wording of item 2b (Objectives) from “Whether objectives pertain to the cluster level, the individual participant level or both.” which was deemed ambiguous to “Specific objectives or hypotheses.”

Modification of item 9 (Allocation concealment) to reference only allocation concealment from the unit of randomisation (ie, cluster) and not participant (comes under item 10b).

abstract of a SW-CRT is included in table 4. Of some note, the items recommended to be reported in the abstract results section do not include the summary measures of the outcome under intervention and control conditions, so as to avoid misattributing the unadjusted difference to the treatment effect. A worked example of an abstract according to this template is provided (see supplementary materials, table S1).<sup>32</sup>

**Introduction***Item 2a: Background*

**Standard CONSORT**—Scientific background and explanation of rationale.

**CONSORT cluster extension**—Rationale for using a cluster design.

**Extension for SW-CRTs**—Scientific background. Rationale for using a cluster design and rationale for using a stepped wedge design.

*Example 1 (Scientific background)*—“In 2008, the World Health Organization (WHO) introduced the Surgical Safety Checklist (SSC) designed to improve consistency of care. The pilot pre-/post evaluation of the WHO SSC across 8 countries worldwide, which found reduced morbidity and mortality after SSC implementation, constituted the first scientific evidence of the WHO SSC effects. A number of subsequent studies to date have reported improved patient outcomes with use of checklists. Furthermore, checklists have also been shown to improve communication, preparedness, teamwork, and safety attitudes—findings that have been corroborated by a recent systematic review. Although checklists are becoming a standard of care in surgery, the strength of the available evidence has been criticized as being low because of (i) predominantly pre /post implementation designs without controls; (ii) lack of evidence on effect on length of stay; and (iii) lack of evidence on any

**Table 4 | Items to report in the journal abstract of a stepped wedge cluster randomised trial (SW-CRT)**

Abstract item	Extension for SW-CRTs
Title	Identification of study as a SW-CRT
Trial design	Description of the trial design (including numbers of sequences and clusters, and whether participants assessed in different periods are the same people, different people, or a mixture)
Methods:	
Participants	Eligibility criteria for clusters and participants
Interventions	The intervention and control conditions
Objective	Specific objective or hypothesis
Outcome	Clearly defined primary outcome
Randomisation	How clusters were allocated to sequence of treatments
Blinding (masking)	Whether participants, healthcare professionals, those recruiting and those assessing outcomes were blinded
Results:	
Numbers randomised	Number of clusters randomised to each sequence of treatments
Recruitment	Trial status
Numbers analysed	Number of observations and clusters included in the analysis
Outcome	For the primary outcome, the estimated effect size (confidence interval) and reporting of any adjustment for secular trends
Harms	Important adverse events or side effects
Conclusions	General interpretation of the results
Trial registration	Registration number and name of trial register Ethical approvals

associated cost savings. Randomized controlled trials (RCTs) are required....”<sup>33</sup>

*Example 2 (Rationale for cluster randomisation and stepped wedge design)*—“A stepped wedge cluster randomised controlled design was chosen following piloting to facilitate roll out of the intervention, ..., and prevent contamination and disappointment effects in hospitals not randomised to the intervention.”<sup>34</sup>

*Explanation*—The need for any randomised evaluation of an intervention, whether randomising clusters or individuals should be justified. This justification should refer to the best available evidence for similar interventions. Reasons why current evidence is lacking should be articulated (as in example 1).

As with any trial design, key aspects of the design should be justified. In the SW-CRT, this justification includes the use of cluster randomisation, the need to roll out the intervention to all clusters (where this is the case), and the need for staggered roll-out of the intervention.<sup>16</sup> Justifying cluster randomisation is important because cluster randomisation increases the sample size and this, in turn, might expose more participants to interventions of unknown effectiveness. Justifying the need for a staggered roll-out of the intervention using a SW-CRT, as opposed to a simple parallel arm implementation, is important because the SW-CRT is more complicated in its design, analysis, and implementation than the parallel CRT. Risks of bias in the SW-CRT may be higher than in a parallel CRT. For example, secular trends may be of concern in a SW-CRT, but not in a parallel design.<sup>10</sup> Risks of bias arising from identification and recruitment of participants may also be higher because in a SW-CRT it may be more difficult to blind people recruiting participants to the cluster’s allocation status. The design is consequently viewed by some as potentially providing a lower level of evidence compared to the parallel CRT.<sup>7 35 36</sup>

Some possible justifications for adopting the stepped wedge design include that the intervention will be rolled out regardless of the research study,<sup>17</sup> availability of an inadequate number of clusters to achieve the target power in a parallel design,<sup>37</sup> to increase statistical efficiency,<sup>11 38 39</sup> or to facilitate recruitment when engagement of clusters is only forthcoming on some promise of the intervention (as in example 2).

Although staggering the roll-out may appeal to researchers with limited resources for delivering the intervention simultaneously, this is not in itself a legitimate argument for a SW-CRT.<sup>40</sup> Providing the intervention to all clusters might also increase the duration of the study (due to the staggering of the roll-out) and will possibly increase the number of clusters (and patients) exposed to the intervention (due to all clusters receiving the intervention). For these reasons, justifying the need to expose all clusters (where this is the case) to the intervention is important. The cluster crossover design is a more statistically efficient design than the SW-CRT and it might therefore be important to justify why a unidirectional crossover design has been chosen. However, in practice the use of the cluster

crossover design is restricted to interventions that can be withdrawn from use, and this largely depends on the type of intervention being evaluated.

#### *Item 2b: Objective*

*Standard CONSORT item*—Specific objectives or hypotheses.

*CONSORT cluster extension*—Whether objectives pertain to the cluster level, the individual participant level, or both.

*Extension for SW-CRTs*—Specific objectives or hypotheses.

*Example*—“We report a stepped wedge cluster RCT aimed to evaluate the impact of the WHO SSC (*World Health Organisation Surgical Safety Checklist*) on morbidity, mortality, and length of hospital stay (LOS). We hypothesized a reduction of 30 days’ in-hospital morbidity and mortality and subsequent LOS post-Checklist implementation.”<sup>33</sup>

*Explanation*—Having a clear and succinct set of objectives can help summarise the overarching aims of the study. Specification of the objectives gives clarity about the anticipated effects of the intervention being evaluated (as in the example). Sometimes these effects will be anticipated to be on process outcomes (eg, systems changes or clinician performance), particularly in trials which target healthcare providers; other times the intervention might target patients and anticipate effects on clinical outcomes. One specific objective which can be of interest in a SW-CRT is to evaluate the effect of the intervention by timing of implementation (eg, does the effect of the intervention change as the intervention is perhaps refined over time) or time since intervention implementation (eg, does the intervention create a permanent effect). Also of relevance is whether the study is to show superiority of the intervention condition, non-inferiority, or equivalence. For non-inferiority or equivalence, authors should also ensure reporting according to the CONSORT extension for non-inferiority and equivalence studies.<sup>41</sup>

#### **Methods: Trial design**

##### *Item 3a: Trial design*

*Standard CONSORT item*—Description of trial design (such as parallel or factorial) including allocation ratio.

*CONSORT cluster extension*—Definition of cluster and description of how the design features apply to the clusters.

*Extension for SW-CRTs*—Description and diagram of trial design including definition of cluster, number of sequences, number of clusters randomised to each sequence, number of periods, duration of time between each step, and whether the participants assessed in different periods are the same people, different people, or a mixture.

*Example 1*—“During the DAVE study, the intervention will be rolled out sequentially to 128 rural villages (clusters) over four time periods. The evaluation will consist of data collection at five fixed time points (baseline and following each of the four intervention periods)... The intervention will be fully implemented

by the end of the trial, with all 128 villages receiving the intervention: 22 first receiving the intervention at period 2, 36 at period 3, 35 at period 4, and 35 at period 5 (supplementary materials, fig S1).<sup>42</sup>

*Example 2*—“This study will use a closed cohort stepped wedge cluster randomised design, which involves a sequential crossover of clusters from the control to the intervention arm, so that every cluster begins in the control condition and eventually receives the intervention, with the order of crossover randomly determined. The study will be conducted in four rural villages...At the start of the study period, baseline (T0) demographic and health data will be collected from each consenting household and baseline hygiene education will be provided. ...The second (T1) health survey will start 4 weeks after the initiation of piped untreated river water supply to evaluate the impact of hygiene education combined with improved water quantity compared with baseline (T0). RBF-treated water (intervention arm) will then be sequentially introduced to each village in random order at 12-week intervals (T2–T5), with health surveys performed 4 weeks after the implementation of the intervention to assess the additional effects of improved water quality.”<sup>43</sup>

*Explanation*—The specific details of the design of the SW-CRT have implications for numerous parts of reporting, including the type of analysis and sample size calculations required.

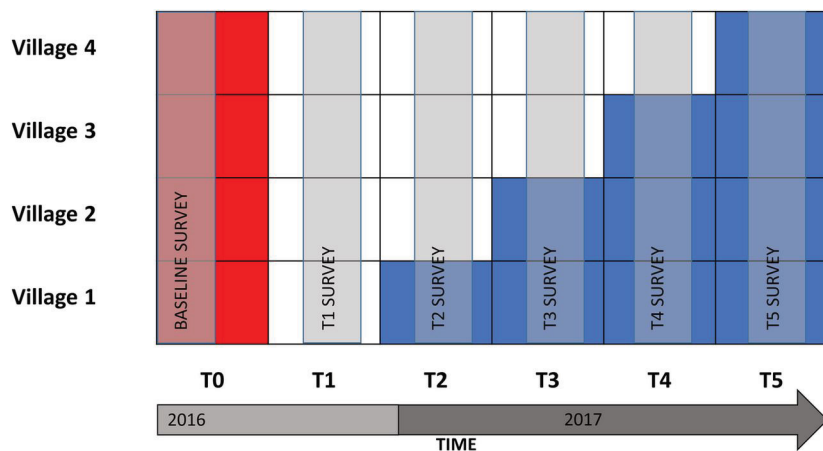


Figure 2. Stepped wedge schematic for the study. Each cell represents a data collection point. Each 'step' from T1 to T5 will be ~12 weeks in length. Shaded red cells represent the pre-pipe augmentation stage and the baseline (T0) survey will be performed during this stage. Once the augmented pipework has been completed in all four villages, piped untreated river water will be delivered to all villages (unshaded cells, pre-riverbank filtration (RBF) intervention). The RBF intervention (shaded blue cells) will then be sequentially introduced to the villages in random order. The T1–T5 household surveys will start in week 5 of each step.

Fig 2 | Example of a diagram of a stepped wedge cluster randomised trial (SW-CRT) from the Riverbank Filtration Trial. Adapted from figure 2 in McGuinness SL, O'Toole JE, Boving TB, et al. Protocol for a cluster randomised stepped wedge trial assessing the impact of a community-level hygiene intervention and a water intervention using riverbank filtration technology on diarrhoeal prevalence in India. *BMJ Open* 2017;7:e015036. doi: 10.1136/bmjopen-2016-015036. PubMed PMID: 28314746; PubMed Central PMCID: PMC5372111.

Information on the number of sequences and the number of clusters randomised to each sequence is the core of the study design and so should be reported. The number of time periods will often (but not always) be one more than the number of steps (as in example 1). Definition of cluster (as clearly reported in example 1) and duration of periods are also crucial. The duration of the first and last periods can sometimes differ from other periods; if so, this should be reported. The number of clusters allocated to each sequence may vary and, if so, this should be reported.

Information on whether the measurements taken in the different periods are from the same individuals or different individuals is important for both sample size and analysis. In an open cohort design, participants are repeatedly assessed over a series of measurement points and participants can join and leave the cohort; in a closed cohort design, new participants cannot join the study; in a cross-sectional design, different participants are assessed at each measurement occasion. Measurements can also take place at one point in time in each period, or can be continuous throughout the period. This issue is covered in more detail under item 6a (assessments of outcomes).

A diagram of the trial design can efficiently communicate the details. Key points to depict in the design diagram are the timing of the interventions (item 3a) and the timing of the data collection (item 6a). In the Riverbank Filtration Trial, key information about the design was reported in a diagram (see fig 2) and the main text (example 2).

### Item 3b: Changes to trial design

*Standard CONSORT item*—Important changes to methods after trial commencement (such as eligibility criteria), with reasons.

*CONSORT cluster extension*—No modification suggested.

*Extension for SW-CRTs*—Important changes to methods after trial commencement (such as eligibility criteria), with reasons.

*Example*—“...delayed Research and Development registration shortened the baseline pre-randomisation phase from twelve months to nine in the first hospitals randomised to the intervention.”<sup>34</sup>

*Explanation*—Changes to key features of the design can have important implications for the interpretation of results. Some changes or deviations may be inevitable. Potential changes in the SW-CRT include modification to the duration between steps (perhaps because of study set up delays as in the example). The timing of any changes is important as they may affect some observations or clusters and not others.

### Methods: Participants

#### Item 4a: Participants

*Standard CONSORT item*—Eligibility criteria for participants.

*CONSORT cluster extension*—Eligibility criteria for clusters.



*Extension for SW-CRTs*—Eligibility criteria for clusters and participants.

*Example*—“Inclusion criteria: Institution level: At least two units of one (*from each*) nursing home must participate in the study, from which at least 30 residents with dementia can be recruited. The care of the residents must predominantly take place in the respective unit. Resident level: Criteria for inclusion are informed consent obtained from people with dementia or their legal representative; diagnosis of dementia based on the medical diagnosis in the charts and a FAST score > 1); residence for at least 14 days in the unit. Staff level: All of the nursing staff working in one of the two participating wards of the nursing home must provide their informed consent.”<sup>44</sup>

*Explanation*—The SW-CRT is a type of cluster randomised trial and as such, has inclusion and exclusion criteria for both clusters and participants. Furthermore, there may be multiple levels of participants. For example, clusters may be general practices that include cluster-level participants (eg, general practitioners) and individual-level participants (eg, patients). So, in some trials, there may be multiple levels at which inclusion and exclusion criteria apply (as in the example). Reporting of eligibility criteria is important so that readers can infer how typical or atypical the clusters and participants are of the population at large.<sup>45</sup>

#### *Item 4b: Setting*

*Standard CONSORT item*—Settings and locations where the data were collected.

*CONSORT cluster extension*—No modification suggested.

*Extension for SW-CRTs*—Settings and locations where the data were collected.

Readers are referred to the CONSORT statement and its extension to CRTs for examples and explanation.<sup>35</sup>

### **Methods: Intervention**

#### *Item 5: Intervention*

*Standard CONSORT item*—The interventions for each group with sufficient details to allow replication, including how and when they were administered.

*CONSORT cluster extension*—Whether interventions pertain to the cluster level, the individual participant level, or both.

*Extension for SW-CRTs*—The intervention and control conditions with sufficient details to allow replication, including whether the intervention was maintained or repeated, and whether it was delivered at the cluster level, the individual participant level, or both.

*Example 1 (Description of the intervention condition)*—“The intervention involves three key modes of delivery: verbally via reception staff, in paper form with a pamphlet, and electronically via a secure, internet-enabled tablet (see Table (*not provided*) for overview of intervention). First, reception staff will verify the organ donor registration status of patients upon their arrival at the clinic on the provincial health card that patients must provide to receive healthcare

services from their family physician. As reception staff already request a patient’s health card during their visit, this step is designed to fit within existing work routines rather than increasing any workload. Reception staff will provide patients that have not yet registered with an educational pamphlet including a photo and signature of the physicians in the office and office logos and include messages that directly address identified barriers to donor registration. Second, internet-enabled tablets will be provided in each waiting room to give patients the immediate opportunity to register for organ donation online via a secure provincial website. The location of the materials will be tailored according to the family physician office’s preferences.”<sup>46</sup>

*Example 2 (Description of control condition)*—“If the participant’s medical centre is in the control phase, they will receive usual care. In Australia, usual care would mean the patient would consult their GP as per normal standards for that practice for a patient discharged from hospital. There will be no pharmacist in the medical centre during the control phase. Medication liaison in the form of a discharge medication record may be provided to patients on discharge from hospital and may be included in the hospital discharge summary to the GP.”<sup>47</sup>

*Example 3 (Unit of delivery is individual)*—“The intervention comprised a therapeutic dose of AQ (10 mg/kg/day for 3 days) combined with one dose of SP on the first day (25mg sulfamethoxypyrazine and 1.25mg pyrimethamine per kg in 2008, 25mg sulfadoxine, 1.25mg pyrimethamine in 2009–10) administered once per month for the last three months of the malaria transmission season (September–November).”<sup>48</sup>

*Example 4 (Continuously delivered intervention)*—“It (*the intervention*) comprised bedside placement of alcohol hand-rub, posters and patient empowerment materials encouraging healthcare workers to clean their hands, plus audit and feedback of hand-hygiene compliance at least once every 6 months.”<sup>34</sup>

*Explanation*—Clear reporting of the intervention is essential to allow replication and implementation of successful interventions (example 1). For interventions demonstrated to have little evidence of benefit, reporting of sufficient detail of the intervention helps to avoid evaluating the same intervention again or to identify what aspects of the intervention could be modified. This is especially important for complex interventions, a common type of intervention evaluated in SW-CRTs. We recommend reporting details of the intervention as per the template for intervention description and replication guideline.<sup>49</sup> In accordance with the original CONSORT statement, it is important to describe all treatment conditions being compared. In SW-CRTs the comparator is often usual care which should be described in sufficient detail (example 2). The control condition should be described in a similar level of detail to the intervention condition.<sup>45</sup>

Information on whether the intervention is delivered at the cluster level or individual level (or perhaps both) is important as it allows identification of whether

individuals can avoid the intervention. For example, an intervention which is delivered at the cluster level will often mean that it is delivered to all individuals within that cluster (example 1). In the SMC Trial, the intervention was delivered directly to the individual (example 3). This information is also important as it can inform the degree of penetration of the intervention and it can also be helpful in eliciting what consent procedures should be in place (items 10c and 26).

In a SW-CRT it is important to be clear about whether the intervention is expected to create an effect that is expected to be immediate (or delayed); and whether the anticipated effects of the intervention are expected to be sustained. This is important because the observations contributing to the analysis will consist of a mixture of observations collected immediately after roll-out of the intervention; and observations collected sometime after roll-out.

In some SW-CRTs the exact form of the intervention may evolve over time; reporting this information allows assessment of the level of standardisation of the intervention across the clusters.<sup>45</sup>

In example 1, the intervention being evaluated is formed of several components. Depending on the exact nature of the intervention, there may be a delay before any anticipated effect is realised. The effects of some components may also wane through familiarity. Furthermore, some components of an intervention might be continuously delivered (ie, provision of pamphlets) whereas some components might be delivered just once (ie, educational components). In example 4, the educational component of the intervention is repeated and so its anticipated effect is less likely to decay.

## Methods: Outcomes

### Item 6a: Outcomes

**Standard CONSORT item**—Completely defined prespecified primary and secondary outcome measures, including how and when they were assessed.

**CONSORT cluster extension**—Whether outcome measures pertain to the cluster level, the individual participant level or both.

**Extension for SW-CRTs**—Completely defined prespecified primary and secondary outcome measures, including how and when they were assessed.

**Example 1 (Prespecified outcomes)**—“The primary outcome of the study is a 7-day period prevalence of diarrhoea among villagers of all ages. Secondary outcomes include a 7-day period prevalence of other hygiene-related illnesses (respiratory and skin infections), reported changes in hygiene practices, household water usage and water supply preference.”<sup>43</sup>

**Example 2 (Cross-sectional sampling)**—“Data collection for the evaluation took the form of a postal survey conducted at five fixed time points: baseline (in the month prior to commencement of the first intervention period) and within a week of the end of each of the four intervention periods. A repeated cross-sectional design was employed, in which a random

sample of households within each cluster was selected to receive the survey at each period.”<sup>28</sup>

**Example 3 (Cohort design)**—“All household members will be eligible for inclusion in the study, regardless of age. ...Each household will have the option to participate in up to five subsequent surveys...Outcomes will be measured at each of the six survey visits.”<sup>43</sup>

**Example 4 (Transition period)**—“A 1-month transition phase is included where the medical centre is not considered as being in control or intervention and does not contribute to analysis. This transition period allows for the time it takes to embed the intervention into a medical centre.”<sup>47</sup>

**Example 5 (Time to assessment and source of data)**—“Participants will be followed up to 12 months from day of hospital discharge. This will be done through collection of routine data from the hospital and medical centre. Demographics and reason for admission at enrolment and subsequent admissions in the 12-month follow-up will be collected through participant hospital records...Medical centre records will be used to identify whether a discharge treatment plan was received and the timeliness and number of GP visits during the 12-month follow-up period for each participant.”<sup>47</sup>

**Explanation**—All outcomes should be completely defined. This should include the prespecified primary outcome and all secondary outcome measures (example 1). It is also important to report clearly how and when these measurements were obtained.

SW-CRTs make a series of measurements over time within each cluster. These measurements could be on different participants in each period (ie, cross-sectional design) as in example 2; the same participants (ie, cohort design) as in example 3; or a mixture, and this will inform the method of analysis and has implications for sample size calculations. Data are rarely collected at the level of the cluster, but knowledge of whether outcomes in each period are at the cluster level (either because of true cluster level outcomes or because of the availability of aggregated data only) or individual level has implications for the method of analysis.

It should be reported whether outcomes are collected at discrete points in time common to all participants (eg, a survey implemented at several discrete points in time as in example 3), or at time points specific to each participant (eg, as they leave hospital as in example 5). The timing of measurements has implications for the choice of analysis. For example, if the outcomes are collected at discrete time points (as in example 3), then time effects can be included as categorical effects; whereas if the outcomes are collected continuously (eg, as would be the case in a SW-CRT where the outcome was routinely collected mortality data), then time effects could potentially be modelled using parametric or semi-parametric forms.

The reporting of the timing of data collection should also note whether there were periods in which outcomes were not ascertained, for example transition periods immediately after the intervention was rolled

out, to allow time for the intervention to realise its full impact (as in example 4).

In individually and cluster randomised parallel trials outcomes are often assessed at multiple time points (eg, 6 and 12 months after randomisation) and it is important to prespecify the primary follow-up time of interest. This might also be the case in SW-CRTs. Sometimes the outcome assessments will extend beyond the actual study dates. For example, a trial might roll-out the intervention to clusters over a four year period and the primary follow-up time might be 30 years later.<sup>50</sup> Clear reporting on the timing of follow-up assessments (as in example 5) also allows assessment of whether all observations collected under the intervention condition were fully exposed to the intervention, and whether any observations collected under the control condition might have been contaminated by the intervention.

Reporting whether data were collected from routine sources or purposively collected can help ascertain the risk of bias (eg, from measurement of the outcome) and identify who are the human research participants (see item 26). SW-CRTs are often implemented in real world settings and, as such, may rely on routinely collected outcome data (example 5). Reporting of whether the data collection procedures changed over time is important given the imbalance over time with respect to intervention conditions.<sup>51</sup> It is also important to report any measures which can allow assessment of the reliability and validity of routinely collected data.

#### Item 6b: Changes to outcomes

*Standard CONSORT item*—Any changes to trial outcomes after the trial commenced, with reasons.

*CONSORT cluster extension*—No modification suggested.

*Extension for SW-CRTs*—Any changes to trial outcomes after the trial commenced, with reasons.

Readers are referred to the CONSORT statement and the extension to the CONSORT statement for examples and explanation.<sup>3 5</sup>

#### Methods: Sample size

##### Item 7a: Sample size

*Standard CONSORT item*—How sample size was determined.

*CONSORT cluster extension*—Method of calculation, number of clusters (and whether equal or unequal cluster sizes are assumed), cluster size, a coefficient of intracluster correlation (ICC or  $k$ ), and an indication of its uncertainty.

*Extension for SW-CRTs*—How sample size was determined. Method of calculation and relevant parameters with sufficient detail so the calculation can be replicated. Assumptions made about correlations between outcomes of participants from the same cluster (table 5).

*Example 1 (Sample size)*—“We would consider an absolute increase of 10% in the proportion of patients who are registered organ donors at 7 days post-encounter to be both clinically important and

**Table 5 | Essential and additional information to report under sample size calculation (item 7a)**

Information for reporting	Further explanation
<b>Essential</b>	
Level of significance	State whether a one or two-sided test was used.
Power	
Target difference	
Variation of outcome	For continuous variables this will be a standard deviation. For binary variables this will be the control proportion.
Number of clusters	There should be clarity between the total number of clusters and the number of clusters allocated to each sequence. A diagram can be helpful.
Number of sequences	
Average cluster size	There should be clarity between cluster size per measurement period and total cluster size.
The assumed correlation structure	The assumed intracluster correlation coefficient (ICC) and whether the ICC is time dependent or time independent. If time dependent, state the parameters that were assumed to accommodate the time dependency, for example, the within period ICC and the between period ICC or the cluster autocorrelation coefficient, or any variance components. For binary outcomes it is important to report the scale of the correlations or variance components (eg, proportions scale or logistic scale). For rate outcomes it might be more appropriate to report coefficient of variations of outcomes.
Within person correlations	Where the design includes repeated measurements on the same individual, describe the assumed correlation structure at the individual level, including if any decay in correlation in repeated measures on the same individual has been accounted for (eg, an individual autocorrelation coefficient).
<b>Additional</b>	
Method used	Reference to the methodology used and statistical packages (including details of functions) used for implementation.
Allowance for variation in cluster size	Whether variation in cluster sizes were accommodated and how. This can include variation in total cluster sizes or variation in cluster-period sizes.
Allowance for attrition	This can include attrition both at the cluster level and the individual level. If included, provide an explanation of how this was allowed for.
Number of clusters per sequence	If an unequal number of clusters per sequence was used, include information on whether this was accounted for in the sample size calculation.
Allowance for transition periods	State whether any transition periods were allowed for and how. This includes a description of the duration of the transition period and whether these data were excluded from the sample size calculation, or included with alternative coding of the intervention indicator
Sensitivity analysis	This can include sensitivity to all parameters which might vary in the actual trial. A justification should be provided for all assumed sample size parameters.

feasible. Our sample size of 6 clusters (10,500 patients in total) achieves 80% power to detect this difference assuming a control proportion of 0.5 using a two-sided test at the 5% level of significance.<sup>(33)</sup> Our calculation assumes an intra cluster correlation coefficient of 0.06, as calculated from our previous work (19), an average of 250 patient encounters per site in each two-week interval, and a cluster autocorrelation coefficient of 0.8 to allow for a 20% decay in the strength of the correlation in repeated measures over time.<sup>(20)</sup> The percentage of registered donors in the control condition is conservatively assumed to be 50% to allow for a higher prevalence of registered donors in our participating offices than the provincial average. No adjustment is made for cluster attrition as the risk of attrition is low, and all outcomes will be assessed from routinely collected sources, regardless of any drop-out. Given some uncertainty around parameter estimates required for the stepped wedge sample size calculation, sensitivity of our detectable effect size to a range of alternative assumptions is presented in Table (*not shown*). The results show that across a range of control arm proportions (from 0.4 to 0.5), average cluster sizes (from 100 to 400), and cluster autocorrelation coefficients (from 0.8 to 0.95), our sample size of 6 practices will achieve 80% power to detect absolute increases between 5% and 11%.<sup>46</sup>

*Example 2 (Sample size fixed by design)*—“The study had a fixed sample size by design that could not be modified, so the power calculations did not inform any sample size targets.”<sup>52</sup>

*Explanation*—The method of calculation and all relevant parameters, used in the sample size calculation should be given (including allowance for any small sample corrections). Most of the key items to report are listed in table 5. These have been divided into key items which are essential and likely of relevance to all SW-CRTs; and those which might be considered additional or supplementary information which will only be of relevance to some SW-CRTs. Besides the usual effect size, significance level, and power, these may include: the cluster size and whether account of unequal cluster sizes has been made, avoiding any ambiguity between cluster size per measurement period and total cluster size; a within period ICC and assumptions about correlations between outcomes of different participants from the same cluster in different periods (or other assumptions which appropriately reflect the complexity of the design); and allowance for repeated measurement taken from the same participants, with sufficient detail to allow the calculation to be replicated. Often a sensitivity analysis, looking at the effect of relaxing some of the assumptions, may be warranted. Reporting of these basic sample size elements is poor in SW-CRTs;<sup>8</sup> as is the reporting of basic elements in parallel CRTs.<sup>53</sup>

Specifying the method of sample size calculation,<sup>12 54</sup> or providing access to sample size calculation code or programmed sample size function can aid replication of the sample size (example 1 reported they used the Hooper method).<sup>12 37 55 56</sup> Detailed reporting of the

sample size method will allow assessment of whether the method has allowed for all features inherent to the particular design (eg, transition periods, repeated measures on the same participants).

For clarity it is important to distinguish between total cluster size (across all periods) and cluster sizes per period (example 1). In a design which repeatedly measures the same participants it would be natural to provide the number of participants in each cluster and the number of repeated measurements per participant; in a design which involves taking repeated, discrete samples with different participants each time it would be natural to provide the number of participants in each cluster in each of these periods; whereas in a design where newly eligible individuals are recruited continuously it might be more appropriate to report the total number of participants expected in each cluster over the duration of recruitment.

In a parallel CRT it is important to report the ICC (the correlation between outcomes of two individuals from the same cluster). The coefficient of variation of cluster rates, proportions or means has been suggested as an alternative parameter in sample size formulae for CRTs.<sup>57</sup> Correlation structures are more complicated in a SW-CRT and there may not be a single ICC, as the strength of correlation might depend additionally on the separation in time.<sup>13 21 58</sup> Such correlation structures could be formalised in a variety of ways, for example using a within period ICC and a between period ICC or cluster autocorrelation coefficient (as in example 1).<sup>13</sup> In SW-CRTs where the same individuals are assessed repeatedly it may also be important to consider correlations over time within individuals.<sup>12</sup>

An indication of the sensitivity of the sample size or power to the assumed parameter values could be provided, for example, by reporting sample size or power at a variety of alternative correlation values. Rationale for the assumed parameter values should be provided (as in example 1).

In CRTs the sample size (and so consequently the number of clusters) is often based on the number needed to detect the target difference at a desired level of power and significance.<sup>59</sup> SW-CRTs can sometimes have their sample size fixed by the number of clusters, participants, or both, available in a natural setting. Whether the sample size was fixed by factors outside of the control of the experimenters or based on the target difference (as conventionally is the case in a randomised controlled trial) should be reported (as in example 2). When the sample size is fixed, it can be useful to report what effect size the study was powered to detect. If no power calculation was performed, this should be reported. Retrospective power calculations based on the results of the trial are of little merit.<sup>3 60</sup>

#### *Item 7b: Interim analyses*

*Standard CONSORT item*—When applicable, explanation of any interim analyses and stopping guidelines.

*CONSORT cluster extension*—No modification suggested.

*Extension for SW-CRTs*—When applicable, explanation of any interim analyses and stopping guidelines.

*Explanation*—Interim analyses of outcomes can be used to assess harm, futility, and efficacy. Interim analyses can also be used to monitor recruitment and retention rates, and monitor balance across control and intervention conditions (where trial processes suggest that there may be a risk of differential recruitment or consent).

The relevance of interim analyses of outcomes might be questionable in some SW-CRTs, so careful reporting of motivation is important. For example, if the intervention is being rolled out to all clusters within the fastest time frame possible, then stopping the trial early after demonstrating efficacy does not necessarily mean the intervention can be rolled out to the remaining clusters immediately. In some settings, SW-CRTs evaluate interventions for which safety concerns are likely to be minimal (although this will not always be the case). It might be of interest to consider stopping a SW-CRT for futility, although if there are minimal safety concerns then stopping the trial early for futility may also not be worthwhile. However, other important reasons for considering stopping a trial include that the trial itself is not successful, perhaps because clusters are failing to adhere to the randomisation schedule, because data for outcomes are not forthcoming, or because procedural requirements have delayed the start dates for many clusters.<sup>61</sup> Dates or times at which any interim analysis will be carried out should be reported together with objectives of such interim analyses.

Of note, in a SW-CRT due to the imbalanced nature of the design, interim analyses for outcomes carried out early in the trial will have a large imbalance between numbers of observations exposed to control and intervention conditions. This imbalance is likely to have power implications;<sup>18</sup> and will make a blinded interim analysis infeasible. The clustered nature of the data will also have implications on power and interim analyses.<sup>62</sup> Proposed methods of interim analysis should be outlined. Interim analyses of outcomes might or might not follow the same method of analysis planned for the main results. As with any trial, incorporation of any interim analyses of outcomes (where a decision is to be made about continuation of the trial) should be allowed for in power calculations to control for the overall Type I error rate.

## Methods: Randomisation

### *Item 8a: Sequence generation*

*Standard CONSORT item*—Method used to generate the random allocation sequence.

*CONSORT cluster extension*—No modification suggested.

*Extension for SW-CRTs*—Method used to generate the random allocation to the sequences of treatments.

*Example*—“Eligible schools were randomly assigned to one of the four sequences (3 or 4 schools per sequence) for time of crossover from control

to intervention using a computer-generated list of random numbers.”<sup>63</sup>

*Explanation*—Random allocation in SW-CRTs takes a different form to that in parallel arm designs. Rather than each cluster being randomly allocated to one of two treatments, allocation is to one of several sequences which define the order with which clusters cross from the control condition to the intervention condition (the example). The term “sequence generation” in a SW-CRT therefore has a slightly different meaning to that of individually randomised trials. In an individually randomised trial “sequence” refers to a sequence of treatments to allocate all participants to either the intervention or control condition.

Furthermore, rather than the randomisation being performed as clusters or individuals present to the trial the randomisation in a SW-CRT is usually done at a single point in time before the trial starts.

### *Item 8b: Randomisation method*

*Standard CONSORT*—Type of randomisation; details of any restriction (such as blocking and block size).

*CONSORT cluster extension*—Details of stratification or matching if used.

*Extension for SW-CRTs*—Type of randomisation; details of any constrained randomisation or stratification if used.

*Example 1 (Unrestricted)*—“Nursing-home units were the unit of randomisation... RL (not involved in recruitment) randomly allocated units to one of five groups with computer-generated random numbers...”<sup>64</sup>

*Example 2 (Stratification)*—“All schools are assigned a decile rating, which indicates the extent to which the school draws its students from a range of socioeconomic areas. Decile 1 schools are the 10% of schools with the highest proportion of students from low socioeconomic resource areas (defined according to residents’ income, occupation, household crowding, educational qualifications and income support) and decile 10 are the 10% of schools with the highest proportion of students from high socioeconomic areas.... The order of switch-over is determined randomly for each group (*decile*) of clusters.”<sup>65</sup>

*Example 3 (Covariate constrained randomisation)*—“The randomization was conducted using a highly restricted randomization design. With this limited number of randomization units, selection of one sequence from the  $5.4 \times 10^{26}$  completely at random would run the risk of obtaining a sequence that is substantially unbalanced with respect to one or more potentially important covariates. Randomization was done using a highly restricted randomization design to achieve close balance with respect to clinic-level covariates including mean CD4 count, clinic size, average education, tuberculosis treatment levels, existence of a supervised tuberculosis therapy (DOTS) program and geography (reference cited to detailed methods).”<sup>66</sup>

*Explanation*—In a SW-CRT, rather than the randomisations being done sequentially (as the patient or cluster presents to the trial), the randomisation is

usually done at a single point in time before the trial starts. This means that different methods for controlling the balance of cluster level factors can be considered along with methods used in individually randomised trials such as stratification.<sup>67</sup> How the randomisation is restricted is known to have implications for analysis.

There are two common ways in which clusters may be allocated in a SW-CRT. One is simple unrestricted allocation to one of several possible sequences (example 1); another is stratified allocation with clusters divided into distinct strata before random allocation within each stratum (example 2). For a stratified design, the sequences are generated independently within each stratum. This essentially means that separate mini SW-CRTs are conducted in each stratum (example 2). Yet another method of allocation is covariate constrained allocation which balances key covariate values (such as cluster size) between intervention and control conditions (example 3).<sup>66</sup>

#### *Item 9: Allocation concealment*

**Standard CONSORT item**—Mechanism used to implement the random allocation sequence (such as sequentially numbered containers), describing any steps taken to conceal the sequence until interventions were assigned.

**CONSORT cluster extension**—Specification that allocation was based on clusters rather than individuals and whether allocation concealment (if any) was at the cluster level, the individual participant level, or both.

**Extension for SW-CRTs**—Specification that allocation was based on clusters; description of any methods used to conceal the allocation from the clusters until after recruitment.

**Example 1 (Concealment from cluster)**—“Once 14 medical centres have provided consent to be involved in the study, each enrolled medical centre will be randomised to a transition step.”<sup>47</sup>

**Example 2 (Concealment of crossover date)**—“The allocation sequence will only be made available to two study investigators (ABF and MS). Indian study investigators will be blinded to the allocation sequence with only the next village randomised for rollout being revealed at each intervention implementation time point. Study participants will be blinded to the allocation sequence and those not yet receiving the intervention will not be aware of the time at which they will have the intervention implemented.”<sup>43</sup>

**Explanation**—In a SW-CRT, clusters are allocated to a sequence of treatments, so clusters will spend time in the control condition until a particular date when they cross to the intervention condition. This is unlike a parallel arm cluster randomised trial in which clusters are allocated to treatment conditions. Randomisation of all clusters (to sequences) in a SW-CRT will often occur at a single point in time (as in example 1). Randomisation could, in theory, also be performed at step-times, where one or more of the remaining clusters will be randomly selected to cross over just before the crossover date (no examples of this have been identified).

It is important to report any method that was used to conceal the allocation from clusters and from those individuals responsible for recruiting clusters, until after recruitment. Reporting of this information allows assessment of the potential for selection bias.<sup>68</sup> One common way of preserving allocation concealment is to perform the randomisation after recruitment of all clusters (as in example 1).

When randomisation of the clusters occurs at a single point, the crossover date may be revealed immediately to each cluster, or revealed sequentially to the clusters as they approach the time of crossover (as in example 2). Reporting when clusters were told of their crossover date allows assessment of potential biases. For example, when clusters are informed of their date of crossover at the beginning of the trial, some clusters (eg, those randomised to cross over later) may drop out, leading to differential attrition; yet at the same time a public randomisation at the start of the trial may also prevent subversion of the randomisation process.<sup>68</sup> Knowledge of when a cluster is crossing over could lead to other biases, for example, if individuals within a cluster are aware of the impending crossover, they may defer enrolling participants into the trial to ensure they receive the intervention.

Full transparency of reporting of the blinding throughout the trial, including the randomisation process, is best reported using a timeline diagram.<sup>69</sup>

#### **Methods: Implementation of randomisation**

As with a parallel CRT, it is important that all steps in the implementation of the randomisation process are clearly described. It is important that this information on the allocation and recruitment process is described for both clusters and participants. Information on the allocation and enrolment of the clusters is described in item 10a and corresponding information for participants in item 10b. Enrolment of participants is closely linked to the consent process (eg, differential consent processes can have implications for selective recruitment). Therefore, following the cluster CONSORT extension, item 10c describes the consent processes.

Of note, we use the term “selection bias” to refer to any process by which there is differential inclusion of participants in the treatment conditions being compared. Sometimes selection bias is used to refer only to differential inclusion of clusters by intervention conditions. More specifically, “identification bias” refers to biases which are induced by differential application of the inclusion or exclusion criteria.<sup>68</sup> The term “recruitment bias” refers to biases which are induced by differential recruitment into the trial by the healthcare practitioner or to biases induced by individuals differentially declining to participate.

#### *Item 10a: Inclusion of clusters*

**Standard CONSORT item**—Not included in original CONSORT statement.

*CONSORT cluster extension*—Who generated the random allocation sequence, who enrolled clusters, and who assigned clusters to interventions.

*Extension for SW-CRTs*—Who generated the randomisation schedule, who enrolled clusters, and who assigned clusters to sequences.

*Example*—“We will recruit a convenience sample of practices from within our network of family physician office contacts within the London, Ontario and Stratford, Ontario communities. A collaborating family physician will send an introductory email to potential family physician contacts, inviting them and their practice to consider participating. We will then arrange an in-person meeting with family physicians from interested sites to introduce our study and obtain written agreement from family physicians and offices agreeing to participate that meet our eligibility criteria. A statistician blinded to cluster identity and not involved in the intervention delivery will generate the allocation sequence using computer-generated random numbers.”<sup>46</sup>

*Explanation*—Knowledge of who implemented the randomisation procedures at the level of the cluster is required for ascertaining if selection biases are possible.

It is important to have a separation of roles between those who generate the randomisation schedule and those who recruit, enrol, and assign clusters to the sequence (as in the example). If the person who generated the randomisation was also responsible for recruiting the clusters, this could mean that there was an increased risk of selection bias. This is best achieved by having a person independent of the trial doing the randomisation. This will be less important in trials where the randomisation takes place after recruitment of all clusters.

#### *Item 10b: Inclusion of participants*

*Standard CONSORT item*—Not included in original CONSORT statement.

*CONSORT cluster extension*—Mechanism by which individual participants were included in clusters for the purposes of the trial (such as complete enumeration, random sampling).

*Extension for SW-CRTs*—Mechanism by which individual participants were included in clusters for the purposes of the trial (such as complete enumeration or random sampling; continuous recruitment or ascertainment; or recruitment at a fixed point in time), including who recruited or identified participants.

*Example 1 (Complete enumeration with continuous ascertainment)*—“The study included all patients admitted to 16 acute adult wards of one general hospital over a 32-week period.”<sup>70</sup>

*Example 2 (Random sampling)*—“Data collection for the evaluation study will focus on adults aged 18 years and over. The study will use a repeated cross-sectional design, in which a random sample of people within each cluster will be surveyed at each stage. A complete list of all households in each of the 128 study villages will be obtained using the Postcode... The order in

which households are approached to participate in the survey at each stage will be randomly generated...One adult per household will be randomly selected.”<sup>42</sup>

*Example 3 (Continuous recruitment)*—“Then, the leaders of the nursing homes are responsible for the recruitment of the units and the residents according to the inclusion and exclusion criteria of the study. Here, all eligible participants of the participating units are invited to participate. Before the recruitment procedure will commence, each leader of the nursing homes will attend a kick-off meeting held by a senior investigator about the inclusion and exclusion criteria and the planned recruitment strategy. For the participants who drop out of the trial, we are planning to monitor the reasons (eg, death or moving) and perform a sensitivity analysis at the end of the trial to determine whether they differ according to certain characteristics (eg, the prevalence of the challenging behavior or gender). Residents who are newly admitted to clusters during follow up will also be included in the study ...”<sup>44</sup>

*Explanation*—Individual participants can be included in a SW-CRT in many different ways. Sometimes, participants are not recruited into a trial, but rather their data are used from routinely collected sources (example 1). In this case it is common to take a complete enumeration of the cluster or at least those meeting the eligibility criteria. Alternatively, a sample of individuals from the cluster might be asked to complete data assessments or questionnaires in each period (example 2). Alternatively, participants might be recruited to participate in the trial. This recruitment might take place continuously (example 3) or at a fixed point in time before the start of the trial.

Knowledge of how participants are included in the trial can help assess the likelihood of identification and recruitment bias. Trials with complete enumerations are less likely to suffer from these biases (example 1). Where participants are identified or recruited after randomisation, either a complete enumeration of the cluster or recruitment or identification by someone who is blind to allocation can help mitigate recruitment and identification biases. Therefore, clear reporting of who recruited or identified participants and whether or not such individuals were blind to allocation is important so readers can determine the risks for bias. Identification and recruitment biases will not occur in designs in which participants are recruited before randomisation.

#### *Item 10c: Consent*

*Standard CONSORT item*—Not included in original CONSORT statement.

*CONSORT cluster extension*—From whom consent was sought (representatives of the cluster, or individual cluster members, or both), and whether consent was sought before or after randomisation.

*Extension for SW-CRTs*—Whether, from whom and when consent was sought and for what; whether this differed between treatment conditions.

*Example 1 (Individual level consent)*—“Written informed assent was obtained from all participating

children as well as parental consent. Only children who provided both assent and parental consent were eligible to take part.”<sup>63</sup>

*Example 2 (Cluster and individual level consent)*—“Criteria for inclusion are informed consent obtained from people with dementia or their legal representative....All of the nursing staff working in one of the two participating wards of the nursing home must provide their informed consent.”<sup>44</sup>

*Explanation*—Obtaining informed consent for participation, study interventions, and data collection procedures in clinical trials is an integral principle of research ethics and international human rights law.<sup>71 72</sup> The process by which consent was obtained can lead to biases.<sup>5</sup> It is important to describe what consent was for (eg, exposure to the intervention or use of data), whether consent was sought before or after randomisation, and whether the type of consent differed between intervention and control conditions.

In SW-CRTs there can be cluster level research participants (eg, healthcare practitioners) and individual level research participants (eg, patients).<sup>73</sup> It is therefore important to identify explicitly from whom consent was obtained in the study (example 2) or to state that consent was not obtained. Furthermore, in most cluster trials someone provides access to the cluster; such individuals are often called “gatekeepers” or “cluster guardians.”<sup>74</sup> Gatekeeper permission for trial participation is different to consent from cluster level research participants, such as healthcare providers, for their own participation in the study.

In CRTs in which the treatment is delivered at the level of the cluster, it may not be possible to obtain consent for exposure to the intervention or control condition as the intervention may be impossible to avoid (as would be the case in example 1 under item 10b); however, consent can still be taken for use of data (implied by return of questionnaire data in example 2 under item 10b). It is therefore important to clearly report what consent was for. If participants recruited to the control and intervention conditions are given different information when their consent is taken, this can lead to bias.<sup>75</sup> The information provided about the objectives of the study can itself prompt participants to act differently. For example, participants enrolled in a study of an intervention to increase uptake of HIV screening, who are fully informed about the objectives of the study, might increase uptake of screening irrespective of allocation to the intervention condition. This is known as the Hawthorne effect.<sup>76</sup> Reporting what information was provided to participants can allow readers to judge the risks of such biases. A recent systematic review found that of the small number of SW-CRTs that reported whether or not consent was obtained, only a small proportion reported explicitly what this consent was for, and none reported when the consent was taken.<sup>19</sup>

Sometimes a research ethics committee might deem it appropriate that the study proceed without the informed consent of research participants

(ie, a waiver of consent) or the research ethics committee may otherwise modify informed consent requirements (ie, modification of consent). When a waiver or modification of consent has been granted by a research ethics committee, it should be reported and a justification given. It should be clear whose consent was waived and whether the waiver pertains to study participation, data collection, or both. Not all jurisdictions allow for a waiver or modification of consent. Information on data collection procedures in the trial, for example, whether data are anonymous or pseudo-anonymous, and whether they were routinely collected, can provide clarity around ethical aspects of the trial. When appropriate, it can be useful to include any participant consent forms in appendices, which will allow readers to infer precisely the information provided to participants.

## Methods: Blinding

### Item 11a: Blinding

*Standard CONSORT item*—If done, who was blinded after assignment to interventions (eg, participants, care providers, or those assessing outcomes) and how.

*CONSORT cluster extension*—No modification suggested.

*Extension for SW-CRTs*—If done, who was blinded after assignment to sequences (eg, cluster level participants, individual level participants, or those assessing outcomes) and how.

*Example 1 (Blinding not possible)*—“Blinding to the intervention (ie, the type of water being received) is not possible due to potential differences in turbidity of untreated and RBF (*Riverbank Filtration*)-treated river water.”<sup>43</sup>

*Example 2 (Blinding partially possible)*—“Residents did not know when the intervention was being implemented or what the programme elements were. Interviewers who administered the outcome questionnaires were masked to intervention implementation or depression treatment, and to previous test results. Data analysts were masked to whether a specific resident had been exposed to the intervention and to when the intervention was implemented in a unit, but were not masked during post-hoc analyses.”<sup>64</sup>

*Explanation*—SW-CRTs are often used to evaluate interventions for which it is impossible to blind participants or clusters to whether they are in the intervention or control condition, but nonetheless it is important to report clearly whether or not blinding was used and if so, who exactly was blinded to aspects of the trial (example 1).

Often outcomes are collected at multiple levels (eg, hospitals (eg, team climate outcomes), clinicians (eg, knowledge, skills, or practice outcomes), patients (eg, pain)). The possibility of blinding may be different depending on the level of participants (eg, clinicians or patients) and may depend on the type of consent required (item 10c). The degree of blinding should be reported at each level of the trial (eg, clusters, participants as in example 2) and whether the blinding



differed in control and intervention conditions. Researchers should also specifically report blinding with respect to all outcomes. Blinding of those assessing outcomes should be clearly reported.

A systematic review has found that most SW-CRTs do not report clearly who was blinded and what people were blinded to.<sup>19</sup> Whether or not and who was blinded, and when, is best reported by the use of a timeline diagram.<sup>69</sup>

#### *Item 11b: Blinding*

**Standard CONSORT item**—If relevant, description of the similarity of interventions.

**CONSORT cluster extension**—No modification suggested.

**Extension for SW-CRTs**—If relevant, description of the similarity of treatments.

**Explanation**—In trials with a placebo it is important to provide evidence of the similarity of the control condition to the intervention condition (ie, to provide evidence of the blinding). However, in SW-CRTs it would be unusual to have a placebo and often participants are not blind to their allocation status. Sometimes, a minimal level of intervention is provided in the control condition in an attempt to keep participants blinded to their status as intervention or control participants. When appropriate, such minimal level interventions should be described in full.

### **Methods: Statistical methods**

#### *Item 12a: Statistical methods*

**Standard CONSORT item**—Statistical methods used to compare groups for primary and secondary outcomes.

**CONSORT cluster extension**—How clustering was taken into account.

**Extension for SW-CRTs**—Statistical methods used to compare treatment conditions for primary and secondary outcomes including how time effects, clustering, and repeated measures were taken into account.

**Example 1 (Allowance for clustering and secular trends)**—“A generalised linear mixed model was used for categorical outcomes, and a linear mixed model was used for continuous outcomes, adjusting for age, gender, ethnicity and school terms (ie, secular trend). The cluster effect by school and correlation between repeated measurements on the same child over time were taken into account in the multilevel analysis.”<sup>63</sup>

**Example 2 (Cluster level analysis)**—“The primary outcome (diarrhoeal prevalence) will be calculated for each cell in the stepped wedge design by aggregating over all individuals surveyed in each village during each time period. Estimation of intervention effects will be obtained from a linear regression of the logarithm of the village-aggregated prevalence adjusting for seasonal effects and incorporating village as a fixed effect. The intervention effect coefficient will be exponentiated to produce an estimated relative reduction (with 95% confidence intervals) in the overall prevalence of diarrhoea in the intervention periods (post-RBF) compared with control periods

(piped but unfiltered water). This analysis model controls for both clustering of individuals within villages and for repeated assessments of villages over time... We will use multiple-imputation to impute missing outcomes at the individual person level which will then be aggregated for the village-level analyses.”<sup>43</sup>

**Example 3 (Intention-to-treat analysis)**—“For the “intention-to-treat” analysis an indicator of whether an observation occurred pre- or post-randomisation was included in the regression model. To allow for delays in implementation a separate “per protocol” analysis was performed with the observations now placed into one of the three categories: “pre-randomisation,” “post-randomisation but pre-implementation” and “post-implementation...”<sup>34</sup>

**Explanation**—The statistical methodology should be clearly reported to allow replication. Where possible, it can be helpful to provide a reference to the statistical methodology used. In a SW-CRT, clusters are randomised to sequentially initiate the intervention. Observations collected under the control condition are therefore, on average, from an earlier calendar time than observations collected under the intervention condition. Changes external to the trial may create underlying secular trends. Likewise, participants, if repeatedly measured over the duration of the study, may get sicker or recover over time. This means that time is a potential confounder. Analysis of a SW-CRT should adjust for time effects irrespective of their statistical significance;<sup>54</sup> failure to do so risks biasing the estimate of the intervention effect, which could lead to declaring an intervention effective when it is ineffective or ineffective when it is effective.<sup>10</sup> It is therefore essential to report if and how time effects were allowed for. If time is measured continuously, time can be modelled parametrically; if time is measured discretely then time can be modelled categorically. Furthermore, SW-CRTs typically include only a small number of clusters and so prespecification of important prognostic factors to use in a fully adjusted analysis (in mitigation of the likelihood of imbalance due to sampling variation) might be undertaken;<sup>8 77</sup> and small sample corrections should be incorporated where appropriate.

In a parallel CRT, randomisation at the level of the cluster needs to be allowed for at the analysis stage (unless cluster level data are being analysed). In a SW-CRT, as clusters (and possibly individuals) are repeatedly measured over time, there may be some reduction in the strength of correlation between measurements within the same cluster over time.<sup>12</sup> Failure to appropriately model the correlation structure can lead to incorrect estimation of the precision of treatment effects.<sup>78</sup> It is therefore important to clearly describe the correlation structure used in the analysis.

The analysis should also describe how deviations from the randomisation schedule were accommodated (example 3). A more detailed consideration of this point is given under item 16 (numbers analysed).

*Item 12b: Additional statistical methods*

*Standard CONSORT item*—Methods for additional analyses, such as subgroup analyses and adjusted analyses.

*CONSORT cluster extension*—No modification suggested.

*Extension for SW-CRTs*—Methods for additional analyses, such as subgroup analyses, sensitivity analyses, and adjusted analyses.

*Example (Time varying effect of intervention)*—“Furthermore, a delayed intervention effect of the CCs (*Case Conference i.e. intervention*) is assumed because the nurses need time to implement the procedure. Thus, the duration of the intervention in months must be considered.”<sup>44</sup>

*Explanation*—SW-CRTs, like other trial designs, will commonly investigate subgroup differences and may perform adjusted analyses. In trials with a small number of clusters, investigating the sensitivity to model assumptions will be important.<sup>79</sup>

Of some importance in a SW-CRT is time by treatment interactions. Time by treatment interactions are treatment effects which change as the study progresses (not to be confused with the concept of “Imbalance of the design with respect to time,” see table 2). These changing treatment effects are important because observations contributing to the analysis will comprise a mixture of times since roll-out of the intervention. Interventions delivered at a single occasion (and not repeated to ensure it creates a permanent effect) might have an impact which changes with increasing time since roll-out (eg, the effect of the intervention might be quite large immediately after roll-out and then its impact might start to wane). If interventions are refined over time then their effect will also change over the duration of the study. Few trials, if any, have clearly investigated these time by treatment interactions,<sup>15 20</sup> although many interventions have been assessed as being at risk of time by treatment interactions.<sup>15</sup> The example above makes an acknowledgment of the possibility of a delayed effect, although gives limited detail as to how it will be investigated.

Of particular interest in a SW-CRT might be whether the intervention has a delayed effect (perhaps because its anticipated effect is not expected to materialise immediately (ie, a lag effect)); or if the intervention effect varies by time since exposure (eg, an effect that decays over time or an effect that improves over time), perhaps because the effect of the intervention might be expected to wane with increasing time since exposure, particularly so in educational type interventions;<sup>25</sup> or perhaps due to the intervention being refined over the course of the roll-out.

Also of interest might be whether the effect of the treatment varies between sequences, perhaps because participants get sicker (or recover) with longer duration in the control condition and the treatment is not anticipated to have the same effect in sicker participants.<sup>14</sup>

**Results: Participant flow***Item 13a: Participant flow*

*Standard CONSORT item*—For each group, the numbers of participants who were randomly assigned, received intended treatment, and were analysed for the primary outcome.

*CONSORT cluster extension*—For each group, the numbers of clusters that were randomly assigned, received intended treatment, and were analysed for the primary outcome.

*Extension for SW-CRTs*—For each treatment condition or allocated sequence, the numbers of clusters and participants who were assessed for eligibility, were randomly assigned, received intended treatments, and were analysed for the primary outcome (fig 3).

*Item 13b: Participant attrition*

*Standard CONSORT item*—For each group, losses and exclusions after randomisation, together with reasons.

*CONSORT cluster extension*—For each group, losses and exclusions for both clusters and individual cluster members.

*Extension for SW-CRTs*—For each treatment condition or allocated sequence, losses and exclusions for both clusters and participants with reasons.

*Example (Flowchart by treatment condition and sequence, cross-sectional design)*—Supplementary materials, figure S2.<sup>32</sup>

*Explanation*—Information on the number of clusters and participants who were assessed for eligibility and outcomes along with the number of losses and exclusions (ie, withdrawals) allows the reader to assess the risk of differential inclusion and attrition.

Any flowchart should allow the reader to examine the nature of any differential inclusion and attrition by allocated sequence, treatment condition, and over time (see example). Because there are many different types of SW-CRTs there is unlikely to be one flowchart that will be applicable for all SW-CRTs. How the flowchart is constructed will depend on how many sequences and clusters there are, whether participants contribute repeated measures, and whether participants can join and leave the study. This information could be presented by allocated sequence but might also be presented by treatment conditions.

Including periods in the flowchart is important to allow for assessment of differential participation over time. When different participants are sampled in each period, each participant will, in theory, be exposed to either the intervention or control condition. In this case, summarising the number of participants by treatment condition is possible. Where the same participant contributes multiple measurements, each participant may provide measurements under both intervention and control conditions. In this case, summarising the number of participants by allocated sequence, along with the average number of measurements contributed by each participant, is more appropriate.

Reporting the number of clusters and participants approached, eligible, and included along with the reasons for non-participation is important to allow

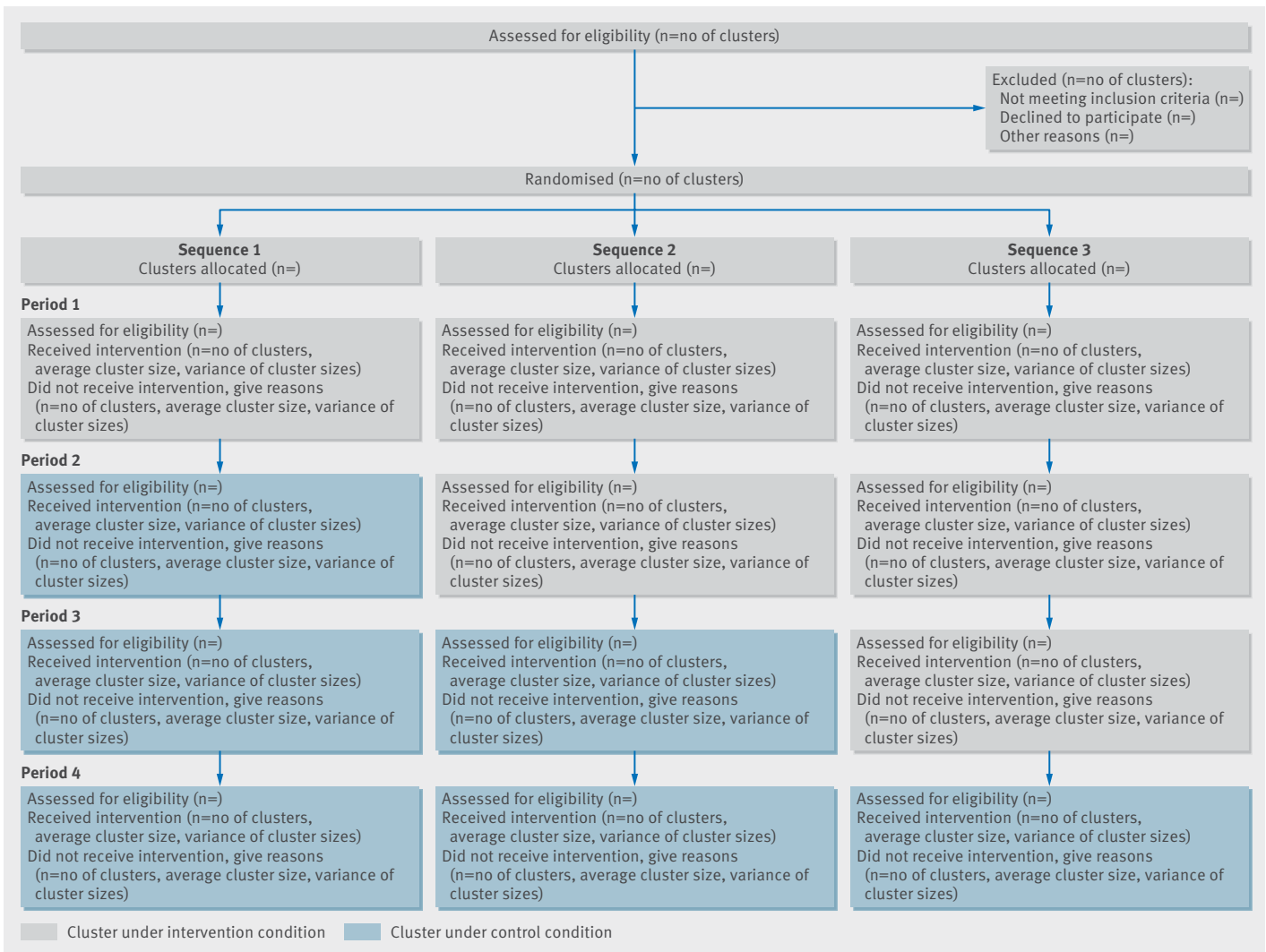


Fig 3 | Specimen flowchart for a stepped wedge cluster randomised trial (SW-CRT) by allocated sequence and period

an assessment of study generalisability, and perhaps even more importantly, of biases due to differential participation between treatment conditions (or sequences). For example, in a parallel CRT without blinding of participants to treatment condition at the time of recruitment, a higher rate of consent among those recruited to the intervention condition can indicate recruitment bias.<sup>69</sup> Information on reasons as to why participants or clusters are not included allows a reader to assess the appropriateness of exclusions.

### Results: Recruitment

#### Item 14a: Recruitment

**Standard CONSORT item**—Dates defining the periods of recruitment and follow-up.

**CONSORT cluster extension**—No modification suggested.

**Extension for SW-CRTs**—Dates defining the steps, initiation of intervention, and deviations from planned dates. Dates defining recruitment and follow-up for participants.

**Example 1 (Step dates)**—“Twenty-two villages received the intervention in the second period (April–June 2011), 36 in the third period (September–November 2011), 35 in the fourth period (April–June 2012), and 35 in the fifth period (September–November 2012).”<sup>28</sup>

**Example 2 (Deviations from planned dates)**—“There were 60 study wards in the 16 randomised hospitals, of which 33 (22 ACE and 11 ITU) in 13 hospitals went on to implement the intervention, with a mean (SD) delay in implementation of 5 (4) months ...and a mean (SD) duration of implementation of 12 (7) months. Eight wards began implementation very late, and for these the end of the trial was extended to December 31st 2009 to ensure that they had a year of data collection post-implementation.”<sup>34</sup>

**Explanation**—Dates defining periods of recruitment of participants can be reported where appropriate; in some designs these dates will be at the beginning of the study before any crossover of clusters occurs; in other designs, recruitment will be continuous throughout the study. In some studies, there will be no direct

participant recruitment, but identification of data from participants from routine data sources.

Reporting of other key dates is also important in a SW-CRT. These dates include the dates defining when the study was undertaken and dates defining the steps. Dates defining the start and end of the roll-out phase, as well as the dates of the steps are useful to demonstrate if the trial was implemented as planned (example 1). Dates should be presented so that they can be easily related to the planned timing of the steps as described in item 3a. Reporting deviations from planned dates is particularly important in the SW-CRT as they demonstrate deviations from the randomised schedule (example 2).

Dates defining implementation of interventions will allow assessment of when the intervention is fully implemented in each cluster. Dates defining actual implementation of the intervention should be specified. The realised time for an intervention to become fully implemented may differ from that which was planned. This allows assessment of whether all observations collected under the intervention condition were fully exposed to the intervention; it also allows assessment of whether any observations collected under the control condition were likely contaminated by the intervention. Reporting dates also allows inferences about external influences which may have affected secular trends.

#### *Item 14b: Recruitment*

*Standard CONSORT item*—Why the trial ended or was stopped.

*CONSORT cluster extension*—No modification suggested.

*Extension for SW-CRTs*—Why the trial ended or was stopped.

*Explanation*—Readers are referred to the CONSORT statement and the extension to the CONSORT statement for examples and explanation.<sup>3 5</sup>

#### **Results: Baseline data**

##### *Item 15: Baseline data*

*Standard CONSORT*—A table showing baseline demographic and clinical characteristics for each group.

*CONSORT cluster extension*—Baseline characteristics for the individual and cluster levels as applicable for each group.

*Extension for SW-CRTs*—Baseline characteristics for the individual and cluster levels as applicable for each treatment condition or allocated sequence.

*Example 1 (Baseline table by treatment condition, cross-sectional design)*—Supplementary materials, table S2.

*Example 2 (Baseline table by allocated sequence, open cohort design)*—Supplementary materials, table S3.

*Explanation*—In a parallel CRT, a summary of the cluster and participant level characteristics at baseline by treatment condition can allow assessment of the success of randomisation and provides a description of

the included sample. In trials with post-randomisation recruitment, this table can allow an assessment of potential biases.

The term “baseline” in a SW-CRT can be confusing because of the longitudinal nature of the design. We use the term “baseline characteristic” to mean a characteristic which was either measured before exposure to the control or intervention condition, or which is not expected to be influenced by the treatment conditions (eg, age). In designs in which observations are made on different participants in each period, these baseline characteristics will often pertain to measurements made just before the switch from control to intervention condition (ie, not at the start of the trial); whereas in designs where participants are repeatedly assessed, these characteristics might be measured before randomisation. Cluster level characteristics can often be measured before randomisation and are less likely to change over time.

For SW-CRTs in which observations are made on different participants in each period, the summary of baseline characteristics could be presented by treatment condition or by allocated sequence. For example, the DAVE Trial, which measures different participants in each period, reports its baseline table by treatment condition (see supplementary materials, fig S2).

For SW-CRTs in which the same participants are repeatedly assessed in each of the periods, the baseline characteristics of participants will normally be presented by allocated sequence rather than by treatment condition. This is because most participants will be observed first under the control and then intervention condition. The Depression Management Trial (see supplementary materials, fig S3) provides summary characteristics by allocated sequence.

#### **Results: Numbers analysed**

##### *Item 16: Numbers analysed*

*Standard CONSORT*—For each group, number of participants (denominator) included in each analysis and whether the analysis was by original assigned groups.

*CONSORT cluster extension*—For each group, number of clusters included in each analysis.

*Extension for SW-CRTs*—The number of observations and clusters included in each analysis for each treatment condition and whether the analysis was according to the allocated schedule.

*Example 1 (Numbers by treatment condition)*—“A total of 5295 surgical procedures were carried out throughout the stepped wedge cluster RCT, that is, 2212 in control and 3083 (of which 2263 had the SSC performed) after implementation of the SSC (*Surgical Safety Checklist*). Patients (14.9%; 667/4475) underwent more than 1 procedure. The control and SSC study steps included 1778 and 2033 unique patients, respectively.”<sup>33</sup>

*Example 2 (Intention-to-treat v per protocol)*—“The flow diagram shows there were 60 study wards in the 16 randomised hospitals, of which 33 (22 ACE and 11 ITU) in 13 hospitals went on to implement the

intervention... For the primary outcome, intention-to-treat analysis was conducted for the 60 wards randomised into the intervention, and per-protocol analysis was performed for the 33 implementing wards...<sup>34</sup>

**Explanation**—The number of observations by treatment condition should be reported for analyses of all outcomes (example 1). For some outcomes this information will be included in a flowchart although not all flowcharts for a SW-CRT will give an immediate summary of this information by treatment condition. When the same participants are repeatedly measured across the time periods, each participant will have been exposed to both treatment conditions and so this information can be reported either by giving the total number of observations (by treatment condition) or as the number of participants in the study and average number of assessments per participant under each treatment condition. Where different participants contribute to each measurement period, it might be useful to have information on the number of participants per cluster period. Such information might be most easily reported in a diagram rather than in text (see fig 3).

Sometimes clusters (and perhaps participants) will not receive the intervention condition as per the randomisation schedule (example 2). In a parallel trial an intention-to-treat analysis performs the analysis according to the groups to which participants or clusters were originally assigned.<sup>22</sup> In a SW-CRT this might be interpreted as analysis of clusters and participants treated as exposed to the intervention according to the dates of the randomisation schedule (ie, according to the planned dates). The application of this principle would mean that clusters are treated as exposed to the intervention if the observation comes from a period after the allocated crossover date. When a SW-CRT has randomised clusters to actual dates of transitioning from control to intervention, an intention-to-treat analysis following this interpretation is logical.

Alternatively, a SW-CRT might be considered as randomising the order that the clusters transition from control to intervention (although when there are multiple clusters per sequence, several clusters share the same rank order). In this situation an intention-to-treat analysis might be interpreted as analysis of clusters and participants treated as exposed to the intervention according to the order of the randomisation schedule (ie, according to the planned order of roll-out). The application of this principle would mean that clusters are treated as exposed to the intervention only after the intervention has been implemented in that cluster, provided the order of the allocation did not deviate from that planned.

Providing information on the number of clusters (and participants) contributing to all analyses allows assessment of whether the analysis has been conducted with respect to the randomised crossover schedule – which might not be in strict accordance with any prespecified dates; or to the actual crossover dates that may deviate from planned dates due to delays in implementation.

Sometimes a cluster may drop out from some purposively collected outcome assessments, but still contribute data from routinely collected sources for other outcome variables. If the numbers included in secondary analyses differ from those included in primary analyses, information on differential attrition (or participation) across clusters or periods can be provided in the text (similar to information depicted in the flowchart for the primary outcome, see fig 3).

## Results: Outcomes and estimation

### Item 17a: Outcomes and estimation

**Standard CONSORT item**—For each primary and secondary outcome, results for each group, and the estimated effect size and its precision (such as 95% confidence interval).

**CONSORT cluster extension**—Results at the individual or cluster level as applicable and a coefficient of intracluster correlation (ICC or  $k$ ) for each primary outcome.

**Extension for SW-CRTs**—For each primary and secondary outcome, results for each treatment condition, and the estimated effect size and its precision (such as 95% confidence interval); any correlations (or covariances) and time effects estimated in the analysis.

**Example 1 (Time adjusted treatment effect)**—“A total of 321 (10.8%) unexposed patients were started on either antihypertensives or statins, and 577 (19.7%) exposed patients. The time-adjusted mean difference in proportion of patients initiating either treatment was 15.5% (95% confidence interval, 3.9 to 27.1).”<sup>52</sup>

**Example 2 (Secular trend)**—Supplementary materials, figure S3.

**Example 3 (Correlations)**—“The ICC in the time-adjusted analysis for initiation of either treatment was 0.014 (95% confidence interval, 0.005 to 0.038).”<sup>52</sup>

**Explanation**—A summary of the findings for each primary and secondary outcome should be provided for each treatment condition. This will allow a description of the severity or prevalence of the outcome in the sample (example 1). In addition, reporting of results by treatment condition allows estimation of an unadjusted effect of the intervention for comparison with a time adjusted effect (as in example 1).

Treatment effects should be reported along with confidence intervals. A SW-CRT which does not adjust for time is analogous to a simple uncontrolled before and after experiment; therefore, it should be clearly reported if the primary and secondary outcomes were adjusted for time (example 1). To allow an understanding of the potential impact of secular trends it can be helpful to describe the secular trend – either in a figure or as regression coefficients. Ideally this should be done by calendar time and should represent the trend in the clusters yet to be exposed to the intervention (example 2). In some SW-CRTs participants will be recruited at the very beginning of the trial and measured repeatedly. In chronic conditions these participants may naturally regress over the duration of the study; in acute conditions they may recover. While not a secular trend per se,

such effects still may lead to confounding of the intervention effect with time and so time should be adjusted for.

Reporting any estimated coefficients of ICCs can be informative for the planning of future trials (example 3). Correlation structures are more complex than in a parallel cluster trials conducted at a single cross-section in time; therefore, analysis (and reporting) of a single measure of correlation such as the ICC might not be sufficient.<sup>13</sup> Relevant correlation coefficients might include correlations between observations in the same cluster and same time period (within period ICC); correlations between observations in the same cluster but different time periods (between period ICC), as well as between period and within period correlations on the same individual.<sup>12</sup> It is important to be explicit about the types of correlations being reported.<sup>58</sup> Reporting of variance components is an alternative to ICCs, particularly for non-continuous outcomes.<sup>57</sup> When ICCs are reported for binary outcomes, clearly indicating the scale (eg, proportions or logistic scale) can help interpretation.<sup>80</sup>

#### *Item 17b: Binary outcomes*

*Standard CONSORT item*—For binary outcomes, presentation of both absolute and relative effect sizes is recommended.

*CONSORT cluster extension*—No modification suggested.

*Extension for SW-CRTs*—For binary outcomes, presentation of both absolute and relative effect sizes is recommended.

*Explanation*—In addition to reporting a relative measure of the effect of the intervention it can be helpful to report an absolute measure of the effect: while absolute measures of effects are more easily understood, relative measures of effects are often more stable across different populations.<sup>81</sup>

While reporting relative and absolute measures of effects is recommended, further methodological work is required to determine optimal methods of analysis that yield such estimates. Current approaches include fitting two separate models (eg, a binomial model with log link to report the relative risks and a binomial model with an identity link to report a risk difference) or by fitting one model and using a transformation to report the other measure of treatment effect.<sup>82</sup>

Model based methods for achieving estimates on both scales have been investigated in parallel CRTs in which the model is unadjusted for confounders;<sup>81</sup> and others have evaluated the performance of these models when covariate adjustment is required.<sup>82</sup>

#### **Results: Ancillary analyses**

##### *Item 18: Ancillary analyses*

*Standard CONSORT item*—Results of any other analyses performed, including subgroup analyses and adjusted analyses, distinguishing prespecified from exploratory.

*CONSORT cluster extension*—No modification suggested.

*Extension for SW-CRTs*—Results of any other analyses performed, including subgroup analyses and adjusted analyses, distinguishing prespecified from exploratory.

*Explanation*—There are several analyses that can be considered to examine deviation from model assumptions, for example, variations in secular trends across groups of clusters;<sup>10</sup> interactions of the intervention effect with sequence; and whether the effect of the intervention might change with increasing duration of exposure (item 12b). In the reporting of these ancillary analyses, any limitations due to the assumptions made should be noted.

#### **Results: Harms**

##### *Item 19: Harms*

*Standard CONSORT item*—All important harms or unintended effects in each group (for specific guidance see CONSORT for harms).

*CONSORT cluster extension*—No modification suggested.

*Extension for SW-CRTs*—Important harms or unintended effects in each treatment condition (for specific guidance see CONSORT for harms).

Readers are referred to the CONSORT statement and the extension to the CONSORT statement for examples and explanation.<sup>3 5</sup>

#### **Discussion**

##### *Item 20: Limitations*

*Standard CONSORT item*—Trial limitations, addressing sources of potential bias, imprecision, and, if relevant, multiplicity of analyses.

*CONSORT cluster extension*—No modification suggested.

*Extension for SW-CRTs*—Trial limitations, addressing sources of potential bias, imprecision, and, if relevant, multiplicity of analyses.

*Explanation*—Estimated intervention effects from a SW-CRT will almost always be model-based estimates adjusting for time. There are a host of different models which can be used, but all make some assumptions. The assumptions made and potential limitations should be reflected on.

##### *Item 21: Discussion*

*Standard CONSORT item*—Generalisability (external validity, applicability) of the trial findings.

*CONSORT cluster extension*—Generalisability to clusters, individual participants, or both (as relevant).

*Extension for SW-CRTs*—Generalisability (external validity, applicability) of the trial findings. Generalisability to clusters, individual participants, or both (as relevant).

Readers are referred to the CONSORT statement and the extension to the CONSORT statement for examples and explanation.<sup>3 5</sup>

##### *Item 22: Interpretation*

*Standard CONSORT item*—Interpretation consistent with results, balancing benefits and harms, and considering other relevant evidence.

*CONSORT cluster extension*—No modification suggested.

*Extension for SW-CRTs*—Interpretation consistent with results, balancing benefits and harms, and considering other relevant evidence.

Readers are referred to the CONSORT statement and the extension to the CONSORT statement for examples and explanation.<sup>3 5</sup>

#### Other information

##### *Item 23: Trial registration*

*Standard CONSORT item*—Registration number and name of trial registry.

*CONSORT cluster extension*—No modification suggested.

*Extension for SW-CRTs*—Registration number and name of trial registry.

*Explanation*—The International Committee of Medical Journal Editors (ICMJE) defines a clinical trial “as any research project that prospectively assigns people or a group of people to an intervention, with or without concurrent comparison or control groups, to study the cause-and-effect relationship between a health-related intervention *and* a health outcome.”<sup>83</sup> The ICMJE states that all medical journal editors should require clinical trials to be registered (before the first patient enrolment) as a condition of publication. SW-CRTs of health related interventions meet the ICMJE’s definition of a clinical trial and so should, wherever possible, be registered as a clinical trial before the study start date.

Reporting the name of the trial registry and the unique trial registration number facilitates crosschecking with the associated registry entry and allows assessment of whether there are any important changes to the trial design, and the potential for any bias (such as outcome reporting bias). Further, reporting details of the trial registration facilitates linking of multiple publications from the same trial, which is of particular importance for systematic reviews. If the trial has not been registered, this should be stated along with the reason.

Studies examining trial registration rates have found that a large percentage of trials are not registered (eg, 28% to 44%).<sup>84 85 86</sup> Further, in the trials that are registered, not all report the registration details in the trial publication, and not all are prospectively registered. A recent review that examined registration of SW-CRTs found that only 50% of SW-CRTs were prospectively registered.<sup>19</sup>

##### *Item 24: Trial protocol*

*Standard CONSORT item*—Where the full trial protocol can be accessed, if available.

*CONSORT cluster extension*—No modification suggested.

*Extension for SW-CRTs*—Where the full trial protocol can be accessed, if available.

Readers are referred to the CONSORT statement and the extension to the CONSORT statement for examples and explanation.<sup>3 5</sup>

##### *Item 25: Funding*

*Standard CONSORT item*—Sources of funding and other support (such as supply of drugs), role of funders.

*CONSORT cluster extension*—No modification suggested.

*Extension for SW-CRTs*—Sources of funding and other support (such as supply of drugs), and the role of funders.

Readers are referred to the CONSORT statement and the extension to the CONSORT statement for examples and explanation.<sup>3 5</sup>

##### *Item 26: Research ethics review*

*Standard CONSORT item*—Not included.

*CONSORT cluster extension*—Not included.

*Extension for SW-CRTs*—Whether the study was approved by a research ethics committee, with identification of the review committee(s). Justification for any waiver or modification of informed consent requirements.

*Example 1 (Full review)*—“The study received ethical approval from the Sport and Health Sciences Ethics Committee at the University of Exeter (February 2011).”<sup>42</sup>

*Example 2 (Waiver of consent)*—“This study was reviewed by the Regional Committee for Medical and Health Research Ethics (Ref: 2009/561), which advised that use of routinely collected anonymized patient data is clinical service improvement and thus no further approval or patient consent is required.”<sup>33</sup>

*Explanation*—The original CONSORT statement did not include an item on research ethics approval because it is an existing ICMJE requirement that research “involving human data” should indicate whether the research was reviewed by a research ethics committee.<sup>83</sup> However, a systematic review found that only 75% of SW-CRTs reported review by a research ethics committee, possibly due to the classification of such studies, by some researchers, as service development or quality improvement. To encourage clear reporting about research ethics review of SW-CRTs we have therefore included this as a new item. This is consistent with the recent extension to the CONSORT statement for pilot studies, which also included this as a new item.<sup>27</sup> An application number or reference number of the ethical approval should also be reported. If a study is deemed exempt from review by a research ethics committee, this should be reported together with a clear justification for the exemption from review.

#### Conclusions

The SW-CRT offers an exciting new opportunity to rigorously examine the effects of implementation, policy, and service delivery interventions. The design is appealing in many respects, but also provides many challenges. It has noteworthy risks for biases including bias due to temporal trends and within-cluster contamination, as well as method complexities such as changes in correlation

structures over time. Furthermore, perhaps because the design is being used in situations where researchers are not familiar with standards for reporting or conduct, SW-CRTs have been noted to be particularly prone to inadequacies of ethical reporting, including research ethics review and (in common with many cluster trials) identification of research participants. This extension of the CONSORT statement for SW-CRTs encourages researchers to reflect on the unique aspects of the SW-CRT and improve the clarity of reporting.

#### AUTHOR AFFILIATIONS

- <sup>1</sup>Institute of Applied Health Research, University of Birmingham, Birmingham B15 2TT, UK  
<sup>2</sup>Clinical Epidemiology Program, Ottawa Hospital Research Institute, Ottawa, ON, Canada  
<sup>3</sup>School of Epidemiology and Public Health, University of Ottawa, Ottawa, ON, Canada  
<sup>4</sup>School of Public Health and Preventive Medicine, Monash University, Melbourne, Australia  
<sup>5</sup>Centre for Primary Care and Public Health, Queen Mary University of London, London, UK  
<sup>6</sup>London Hub for Trials Methodology Research, MRC Clinical Trials Unit at University College London, London, UK  
<sup>7</sup>Department for Infectious Disease Epidemiology, London School of Hygiene and Tropical Medicine, London, UK  
<sup>8</sup>The Healthcare Improvement Studies Institute, University of Cambridge, Cambridge Biomedical Campus, Cambridge, UK  
<sup>9</sup>BMJ Open, BMJ Publishing Group, London, UK  
<sup>10</sup>Biomedical Ethics Unit, McGill University School of Medicine, Montreal, QC, Canada  
<sup>11</sup>MRC Biostatistics Unit, Cambridge, UK  
<sup>12</sup>Department of Health Sciences, University of Leicester, Leicester, UK  
<sup>13</sup>Rotman Institute of Philosophy, Western University, London, ON, Canada  
<sup>14</sup>Health Services Research Unit, University of Aberdeen, Aberdeen, UK  
<sup>15</sup>SCHARR, University of Sheffield, Sheffield, UK  
<sup>16</sup>University of Warwick, Coventry, UK  
<sup>17</sup>Department of Medicine, University of Ottawa, Ottawa, ON, Canada

We thank those who participated in the Delphi survey and Peter Chilton who provided administrative support.

**Contributors:** KH led the development of the project, the Delphi survey, the consensus meeting, drafting of the items, and wrote the first draft of the paper. MT, JMG, ABF, CW, and JEM made a substantial contribution to all stages of the project. CW and MT gave insight into the ethical aspects of the project. KH, MT, JEM, CW, and ABF contributed to the development of the items. SE and MJC gave critical insights into reporting guidelines. KH provided project leadership and guidance. JMG facilitated the consensus meeting. RJL provided critical insight into the early stages of the project. ABF and JMG are joint senior authors. All authors participated in the consensus meeting and commented on the draft paper. The corresponding author attests that all listed authors meet authorship criteria and that no others meeting the criteria have been omitted.

**Funding:** This research was funded by the Australian National Health and Medical Research Council (NHMRC) project grant (1108283) and also partly funded by the UK NIHR Collaborations for Leadership in Applied Health Research and Care West Midlands initiative. MDW is funded by a Wellcome Trust Senior Investigator award WT097899. JAT is funded by the Medical Research Council Network of Hubs for Trials Methodology Research (MR/L004933/1-P27). JMG holds a Canada Research Chair in Health Knowledge Transfer and Uptake. CW holds a Canada Research Chair. JEM holds an NHMRC Australian Public Health Fellowship (1072366). KH holds an NIHR Senior Research Fellowship (SRF-2017-002).

**Competing interests:** We have read and understood the BMJ Group policy on declaration of interests and declare the following interests: none.

**Provenance and peer review:** Not commissioned; externally peer reviewed.

This is an Open Access article distributed in accordance with the Creative Commons Attribution Non Commercial (CC BY-NC 4.0) license, which permits others to distribute, remix, adapt, build upon this work non-commercially, and license their derivative works on different terms, provided the original work is properly cited and the use is non-commercial. See: <http://creativecommons.org/licenses/by-nc/4.0/>.

- 1 Begg C, Cho M, Eastwood S, et al. Improving the quality of reporting of randomized controlled trials. The CONSORT statement. *JAMA* 1996;276:637-9. doi:10.1001/jama.1996.03540080059030
- 2 Rennie D. CONSORT revised—improving the reporting of randomized trials. *JAMA* 2001;285:2006-7. doi:10.1001/jama.285.15.2006
- 3 Schulz KF, Altman DG, Moher D, CONSORT Group. CONSORT 2010 statement: updated guidelines for reporting parallel group randomised trials. *BMJ* 2010;340:c332. doi:10.1136/bmj.c332
- 4 Campbell MK, Elbourne DR, Altman DG, CONSORT group. CONSORT statement: extension to cluster randomised trials. *BMJ* 2004;328:702-8. doi:10.1136/bmj.328.7441.702
- 5 Campbell MK, Piaggio G, Elbourne DR, Altman DG, CONSORT Group. CONSORT 2010 statement: extension to cluster randomised trials. *BMJ* 2012;345:e5661. doi:10.1136/bmj.e5661
- 6 Brown CA, Lilford RJ. The stepped wedge trial design: a systematic review. *BMC Med Res Methodol* 2006;6:54. doi:10.1186/1471-2288-6-54
- 7 Mdege ND, Man MS, Taylor Nee Brown CA, Torgerson DJ. Systematic review of stepped wedge cluster randomized trials shows that design is particularly used to evaluate interventions during routine implementation. *J Clin Epidemiol* 2011;64:936-48. doi:10.1016/j.jclinepi.2010.12.003
- 8 Martin J, Taljaard M, Girling A, Hemming K. Systematic review finds major deficiencies in sample size methodology and reporting for stepped-wedge cluster randomised trials. *BMJ Open* 2016;6:e010166. doi:10.1136/bmjopen-2015-010166
- 9 Hemming K, Haines TP, Chilton PJ, Girling AJ, Lilford RJ. The stepped wedge cluster randomised trial: rationale, design, analysis, and reporting. *BMJ* 2015;350:h391. doi:10.1136/bmj.h391
- 10 Hemming K, Taljaard M, Forbes A. Analysis of cluster randomised stepped wedge trials with repeated cross-sectional samples. *Trials* 2017;18:101. doi:10.1186/s13063-017-1833-7
- 11 Girling AJ, Hemming K. Statistical efficiency and optimal design for stepped cluster studies under linear mixed effects models. *Stat Med* 2016;35:2149-66. doi:10.1002/sim.6850
- 12 Hooper R, Teerenstra S, de Hoop E, Eldridge S. Sample size calculation for stepped wedge and other longitudinal cluster randomised trials. *Stat Med* 2016;35:4718-28. doi:10.1002/sim.7028
- 13 Kasza J, Hemming K, Hooper R, Matthews J, Forbes AB, ANZICS Centre for Outcomes & Resource Evaluation (CORE) Committee. Impact of non-uniform correlation structure on sample size and power in multiple-period cluster randomised trials. *Stat Methods Med Res* 2017;962280217734981.
- 14 Copas AJ, Lewis JJ, Thompson JA, Davey C, Baio G, Hargreaves JR. Designing a stepped wedge trial: three main designs, carry-over effects and randomisation approaches. *Trials* 2015;16:352. doi:10.1186/s13063-015-0842-7
- 15 Davey C, Hargreaves J, Thompson JA, et al. Analysis and reporting of stepped wedge randomised controlled trials: synthesis and critical appraisal of published studies, 2010 to 2014. *Trials* 2015;16:358. doi:10.1186/s13063-015-0838-3
- 16 Hargreaves JR, Copas AJ, Beard E, et al. Five questions to consider before conducting a stepped wedge trial. *Trials* 2015;16:350. doi:10.1186/s13063-015-0841-8
- 17 Prost A, Binik A, Abubakar I, et al. Logistic, ethical, and political dimensions of stepped wedge trials: critical review and case studies. *Trials* 2015;16:351. doi:10.1186/s13063-015-0837-4
- 18 Grayling MJ, Wason JM, Mander AP. Stepped wedge cluster randomized controlled trial designs: a review of reporting quality and design features. *Trials* 2017;18:33. doi:10.1186/s13063-017-1783-0
- 19 Taljaard M, Hemming K, Shah L, Giraudeau B, Grimshaw JM, Weijer C. Inadequacy of ethical conduct and reporting of stepped wedge cluster randomized trials: Results from a systematic review. *Clin Trials* 2017;14:333-41. doi:10.1177/1740774517703057
- 20 Martin J. Advancing knowledge in stepped-wedge cluster randomised trials. University of Birmingham, UK. 2018. <http://theses.bham.ac.uk/8034/>
- 21 Hooper R, Bourke L. Cluster randomised trials with repeated cross sections: alternatives to parallel group designs. *BMJ* 2015;350:h2925. doi:10.1136/bmj.h2925
- 22 Moher D, Schulz KF, Simera I, Altman DG. Guidance for developers of health research reporting guidelines. *PLoS Med* 2010;7:e1000217. doi:10.1371/journal.pmed.1000217



- 23 Hemming K, Girling AJ, Haines T, Lilford R. Protocol: Consort extension to stepped wedge cluster randomised controlled trials. Equator network. <http://www.equator-network.org/wp-content/uploads/2009/02/Consort-SW-Protocol-V1.pdf>.
- 24 Barker D, McElduff P, D'Este C, Campbell MJ. Stepped wedge cluster randomised trials: a review of the statistical methodology used and available. *BMC Med Res Methodol* 2016;16:69. doi:10.1186/s12874-016-0176-5
- 25 Hughes JP, Granston TS, Heagerty PJ. Current issues in the design and analysis of stepped wedge trials. *Contemp Clin Trials* 2015;45(Pt A):55-60. doi:10.1016/j.cct.2015.07.006
- 26 Doussau A, Grady C. Deciphering assumptions about stepped wedge designs: the case of Ebola vaccine research. *J Med Ethics* 2016;42:797-804. doi:10.1136/medethics-2015-103292
- 27 Eldridge SM, Chan CL, Campbell MJ, et al, PAFS consensus group. CONSORT 2010 statement: extension to randomised pilot and feasibility trials. *Pilot Feasibility Stud* 2016;2:64. doi:10.1186/s40814-016-0105-8
- 28 Solomon E, Rees T, Ukoumunne OC, Metcalf B, Hillsdon M. The Devon Active Villages Evaluation (DAVE) trial of a community-level physical activity intervention in rural south-west England: a stepped wedge cluster randomised controlled trial. *Int J Behav Nutr Phys Act* 2014;11:94. doi:10.1186/s12966-014-0094-z
- 29 Ivers NM, Taljaard M, Dixon S, et al. Impact of CONSORT extension for cluster randomised trials on quality of reporting and study methodology: review of random sample of 300 trials, 2000-8. *BMJ* 2011;343:d5886. doi:10.1136/bmj.d5886
- 30 Hopewell S, Clarke M, Moher D, et al, CONSORT Group. CONSORT for reporting randomised trials in journal and conference abstracts. *Lancet* 2008;371:281-3. doi:10.1016/S0140-6736(07)61835-2
- 31 Wang M, Jin Y, Hu ZJ, et al. The reporting quality of abstracts of stepped wedge randomized trials is suboptimal: A systematic survey of the literature. *Contemp Clin Trials Commun* 2017;8:1-10. doi:10.1016/j.conctc.2017.08.009
- 32 Hospital San Juan de Dios Guatemala. Scaling Up an Integrated Approach to Improve Delivery Care in North Guatemala With Stepped Wedge Design (QVLM). <https://clinicaltrials.gov/ct2/show/NCT03151070>
- 33 Haugen AS, Sjøteland E, Almeland SK, et al. Effect of the World Health Organization checklist on patient outcomes: a stepped wedge cluster randomized controlled trial. *Ann Surg* 2015;261:821-8. doi:10.1097/SLA.0000000000000716
- 34 Fuller C, Michie S, Savage J, et al. The Feedback Intervention Trial (FIT)-improving hand-hygiene compliance in UK healthcare workers: a stepped wedge cluster randomised controlled trial. *PLoS One* 2012;7:e41617. doi:10.1371/journal.pone.0041617
- 35 Haines TP, Hemming K. Stepped-wedge cluster-randomised trials: level of evidence, feasibility and reporting. *J Physiother* 2018;64:63-6. doi:10.1016/j.jphys.2017.11.008
- 36 Kotz D, Spigt M, Arts IC, Crutzen R, Viechtbauer W. Researchers should convince policy makers to perform a classic cluster randomized controlled trial instead of a stepped wedge design when an intervention is rolled out. *J Clin Epidemiol* 2012;65:1255-6. doi:10.1016/j.jclinepi.2012.06.016
- 37 Hemming K, Taljaard M. Sample size calculations for stepped wedge and cluster randomised trials: a unified approach. *J Clin Epidemiol* 2016;69:137-46. doi:10.1016/j.jclinepi.2015.08.015
- 38 Lawrie J, Carlin JB, Forbes AB. Optimal stepped wedge designs. *Stat Probab Lett* 2015;99:210-4. doi:10.1016/j.spl.2015.01.024
- 39 Zhan Z, de Bock GH, van den Heuvel ER. Statistical methods for unidirectional switch designs: Past, present, and future. *Stat Methods Med Res* 2017;962280216689280.
- 40 Hemming K, Lilford R, Girling AJ. Stepped-wedge cluster randomised controlled trials: a generic framework including parallel and multiple-level designs. *Stat Med* 2015;34:181-96. doi:10.1002/sim.6325
- 41 Piaggio G, Elbourne DR, Pocock SJ, Evans SJ, Altman DG, CONSORT Group. Reporting of noninferiority and equivalence randomized trials: extension of the CONSORT 2010 statement. *JAMA* 2012;308:2594-604. doi:10.1001/jama.2012.87802
- 42 Solomon E, Rees T, Ukoumunne OC, Hillsdon M. The Devon Active Villages Evaluation (DAVE) trial: study protocol of a stepped wedge cluster randomised trial of a community-level physical activity intervention in rural southwest England. *BMC Public Health* 2012;12:581. doi:10.1186/1471-2458-12-581
- 43 McGuinness SL, O'Toole JE, Boving TB, et al. Protocol for a cluster randomised stepped wedge trial assessing the impact of a community-level hygiene intervention and a water intervention using riverbank filtration technology on diarrhoeal prevalence in India. *BMJ Open* 2017;7:e015036. doi:10.1136/bmjopen-2016-015036
- 44 Reuther S, Holle D, Buscher I, et al. Effect evaluation of two types of dementia-specific case conferences in German nursing homes (FallDem) using a stepped-wedge design: study protocol for a randomized controlled trial. *Trials* 2014;15:319. doi:10.1186/1745-6215-15-319
- 45 Zwarenstein M, Treweek S, Gagnier JJ, et al, CONSORT group. Pragmatic Trials in Healthcare (Practihc) group. Improving the reporting of pragmatic trials: an extension of the CONSORT statement. *BMJ* 2008;337:a2390. doi:10.1136/bmj.a2390
- 46 Li AH, Garg AX, Prakash V, et al. Promoting deceased organ and tissue donation registration in family physician waiting rooms (RegisterNow-1 trial): study protocol for a pragmatic, stepped-wedge, cluster randomised controlled registry. *Trials* 2017;18:610. doi:10.1186/s13063-017-2333-5
- 47 Foot H, Freeman C, Hemming K, et al. Reducing Medical Admissions into Hospital through Optimising Medicines (REMAIN HOME) Study: protocol for a stepped-wedge, cluster-randomised trial. *BMJ Open* 2017;7:e015301. doi:10.1136/bmjopen-2016-015301
- 48 NDiaye JL, Cissé B, Ba EH, et al. Safety of Seasonal Malaria Chemoprevention (SMC) with Sulfadoxine-Pyrimethamine plus Amodiaquine when Delivered to Children under 10 Years of Age by District Health Services in Senegal: Results from a Stepped-Wedge Cluster Randomized Trial. *PLoS One* 2016;11:e0162563. doi:10.1371/journal.pone.0162563
- 49 Hoffmann TC, Glasziou PP, Boutron I, et al. Better reporting of interventions: template for intervention description and replication (TIDieR) checklist and guide. *BMJ* 2014;348:g1687. doi:10.1136/bmj.g1687
- 50 Shimakawa Y, Lemoine M, Mendy M, et al. Population-based interventions to reduce the public health burden related with hepatitis B virus infection in the gambia, west Africa. *Trop Med Health* 2014;42(Suppl):59-64. doi:10.2149/tmh.2014-S08
- 51 Shadish WR, Cook TD, Campbell DT. *Experimental and Quasi-Experimental Designs for Generalized Causal Inference*. Wadsworth Cengage Learning, 2002.
- 52 Hemming K, Ryan R, Gill P, Westerby P, Jolly K, Marshall T. Targeted case finding in the prevention of cardiovascular disease: a stepped wedge cluster randomised controlled trial. *Br J Gen Pract* 2016;66:e758-67. doi:10.3399/bjgp16X686629
- 53 Rutterford C, Taljaard M, Dixon S, Copas A, Eldridge S. Reporting and methodological quality of sample size calculations in cluster randomized trials could be improved: a review. *J Clin Epidemiol* 2015;68:716-23. doi:10.1016/j.jclinepi.2014.10.006
- 54 Hussey MA, Hughes JP. Design and analysis of stepped wedge cluster randomized trials. *Contemp Clin Trials* 2007;28:182-91. doi:10.1016/j.cct.2006.05.007
- 55 Baio G, Copas A, Ambler G, Hargreaves J, Beard E, Omar RZ. Sample size calculation for a stepped wedge trial. *Trials* 2015;16:354. doi:10.1186/s13063-015-0840-9
- 56 Hemming K, Girling A. A menu driven facility for sample size for power and detectable difference calculations in stepped wedge randomised trials. *Stata J* 2014;14:363-80.
- 57 Hayes RJ, Bennett S. Simple sample size calculation for cluster-randomized trials. *Int J Epidemiol* 1999;28:319-26. doi:10.1093/ije/28.2.319
- 58 Martin J, Girling A, Nirantharakumar K, Ryan R, Marshall T, Hemming K. Intra-cluster and inter-period correlation coefficients for cross-sectional cluster randomised controlled trials for type-2 diabetes in UK primary care. *Trials* 2016;17:402. doi:10.1186/s13063-016-1532-9
- 59 Cook JA, Julious SA, Sones W, et al. Choosing the target difference ('effect size') for a randomised controlled trial - DELTA<sup>2</sup> guidance protocol. *Trials* 2017;18:271. doi:10.1186/s13063-017-1969-5
- 60 Hoening JM, Heisey DM. The abuse of power. *Am Stat* 2001;55:19-24. doi:10.1198/000313001300339897
- 61 Kristunas CA, Hemming K, Eborall HC, Gray LJ. The use of feasibility studies for stepped-wedge cluster randomised trials: protocol for a review of impact and scope. *BMJ Open* 2017;7:e017290. doi:10.1136/bmjopen-2017-017290
- 62 Zou GY, Donner A, Klar N. Group sequential methods for cluster randomization trials with binary outcomes. *Clin Trials* 2005;2:479-87. doi:10.1191/1740774505cn1260a
- 63 Mhurchu CN, Gorton D, Turley M, et al. Effects of a free school breakfast programme on children's attendance, academic achievement and short-term hunger: results from a stepped-wedge, cluster randomised controlled trial. *J Epidemiol Community Health* 2013;67:257-64. doi:10.1136/jech-2012-201540
- 64 Leontjevas R, Gerritsen DL, Smalbrugge M, Teerenstra S, Vermooij-Dassen MJ, Koopmans RT. A structural multidisciplinary approach to depression management in nursing-home residents: a multicentre, stepped-wedge cluster-randomised trial. *Lancet* 2013;381:2255-64. doi:10.1016/S0140-6736(13)60590-5
- 65 Ni Mhurchu C, Turley M, Gorton D, et al. Effects of a free school breakfast programme on school attendance, achievement, psychosocial function, and nutrition: a stepped wedge cluster randomised trial. *BMC Public Health* 2010;10:738. doi:10.1186/1471-2458-10-738

- 66 Moulton LH, Golub JE, Durovni B, et al. Statistical design of THRio: a phased implementation clinic-randomized study of a tuberculosis preventive therapy intervention. *Clin Trials* 2007;4:190-9. doi:10.1177/1740774507076937
- 67 Ivers NM, Halperin IJ, Barnsley J, et al. Allocation techniques for balance at baseline in cluster randomized trials: a methodological review. *Trials* 2012;13:120. doi:10.1186/1745-6215-13-120
- 68 Higgins JPT, Sterne JAC, Savović J, et al. A revised tool for assessing risk of bias in randomized trials. In: Chandler J, McKenzie J, Boutron I, Welch V, ed. *Cochrane Methods*. Cochrane Database of Systematic Reviews. 2016:10.
- 69 Caille A, Kerry S, Tavernier E, Leyrat C, Eldridge S, Giraudeau B. Timeline cluster: a graphical tool to identify risk of bias in cluster randomised trials. *BMJ* 2016;354:i4291. doi:10.1136/bmj.i4291
- 70 Priestley G, Watson W, Rashidian A, et al. Introducing Critical Care Outreach: a ward-randomised trial of phased introduction in a general hospital. *Intensive Care Med* 2004;30:1398-404. doi:10.1007/s00134-004-2268-7
- 71 United Nations. International Covenant on Civil and Political Rights. 1966. <https://www.ohchr.org/en/professionalinterest/pages/ccpr.aspx>
- 72 Council of Europe. Treaty No.164, Convention for the Protection of Human Rights and Dignity of the Human Being with regard to the Application of Biology and Medicine: Convention on Human Rights and Biomedicine (1997): Chapter V—Scientific research. <http://www.coe.int/en/web/conventions/full-list/-/conventions/rms/090000168007cf98>
- 73 Taljaard M, Weijer C, Grimshaw JM, Eccles MP, Ottawa Ethics of Cluster Randomised Trials Consensus Group. The Ottawa Statement on the ethical design and conduct of cluster randomised trials: precis for researchers and research ethics committees. *BMJ* 2013;346:f2838. doi:10.1136/bmj.f2838
- 74 Edwards SJ, Brauholtz DA, Lilford RJ, Stevens AJ. Ethical issues in the design and conduct of cluster randomised controlled trials. *BMJ* 1999;318:1407-9. doi:10.1136/bmj.318.7195.1407
- 75 Eldridge SM, Ashby D, Feder GS. Informed patient consent to participation in cluster randomized trials: an empirical exploration of trials in primary care. *Clin Trials* 2005;2:91-8. doi:10.1191/1740774505cn070oa
- 76 McCarney R, Warner J, Iliffe S, van Haselen R, Griffin M, Fisher P. The Hawthorne Effect: a randomised, controlled trial. *BMC Med Res Methodol* 2007;7:30. doi:10.1186/1471-2288-7-30
- 77 Senn S. Testing for baseline balance in clinical trials. *Stat Med* 1994;13:1715-26. doi:10.1002/sim.4780131703
- 78 Thompson JA, Fielding KL, Davey C, Aiken AM, Hargreaves JR, Hayes RJ. Bias and inference from misspecified mixed-effect models in stepped wedge trial analysis. *Stat Med* 2017;36:3670-82. doi:10.1002/sim.7348
- 79 Taljaard M, Teerenstra S, Ivers NM, Fergusson DA. Substantial risks associated with few clusters in cluster randomized and stepped wedge designs. *Clin Trials* 2016;13:459-63. doi:10.1177/1740774516634316
- 80 Eldridge SM, Ukoumunne OC, Carlin JB. The Intra-Cluster Correlation Coefficient in Cluster Randomized Trials: A Review of Definitions. *Int Stat Rev* 2009;77:378-94. doi:10.1111/j.1751-5823.2009.00092.x
- 81 Ukoumunne OC, Forbes AB, Carlin JB, Gulliford MC. Comparison of the risk difference, risk ratio and odds ratio scales for quantifying the unadjusted intervention effect in cluster randomized trials. *Stat Med* 2008;27:5143-55. doi:10.1002/sim.3359
- 82 Pedroza C, Thanh Truong VT. Performance of models for estimating absolute risk difference in multicenter trials with binary outcome. *BMC Med Res Methodol* 2016;16:113. doi:10.1186/s12874-016-0217-0
- 83 ICMJE International Committee of Medical Journal Editors. Recommendations for the Conduct, Reporting, Editing and Publication of Scholarly Work in Medical Journals. <http://www.icmje.org>
- 84 Azar M, Riehm KE, McKay D, Thombs BD. Transparency of Outcome Reporting and Trial Registration of Randomized Controlled Trials Published in the Journal of Consulting and Clinical Psychology. *PLoS One* 2015;10:e0142894. doi:10.1371/journal.pone.0142894
- 85 Killeen S, Souralious P, Hunter IAPF, Hartley JEMDBF, Grady HLOMDF. Registration rates, adequacy of registration, and a comparison of registered and published primary outcomes in randomized controlled trials published in surgery journals. *Ann Surg* 2014;259:193-6. doi:10.1097/SLA.0b013e318299d00b
- 86 van de Wetering FT, Scholten RJPM, Haring T, Clarke M, Hooft L. Trial registration numbers are underreported in biomedical publications. *PLoS One* 2012;7:e49599. doi:10.1371/journal.pone.0049599

**Supplementary materials:** Supplementary figures S1, S2, and S3

**Supplementary materials:** Supplementary table S1, S2, and S3