



Develop your research skills and get published

Research to Publication is a e-learning programme to help you design, conduct and report on research that journal editors will want to publish. Developed by BMJ and UCSF for doctors and healthcare researchers, particularly early in their careers, it comprises eight courses containing 200 hours of expert tuition.

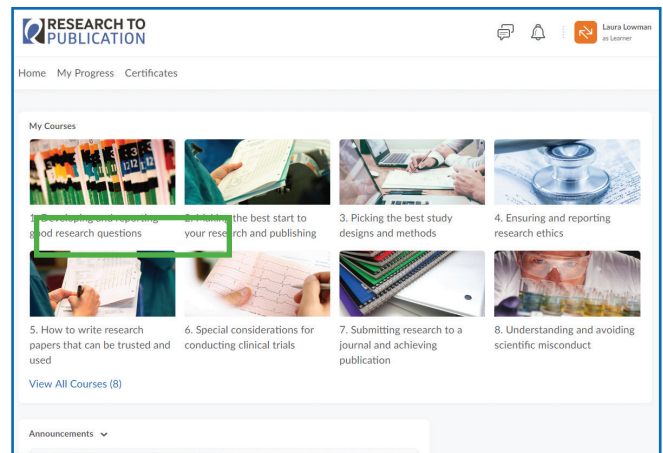
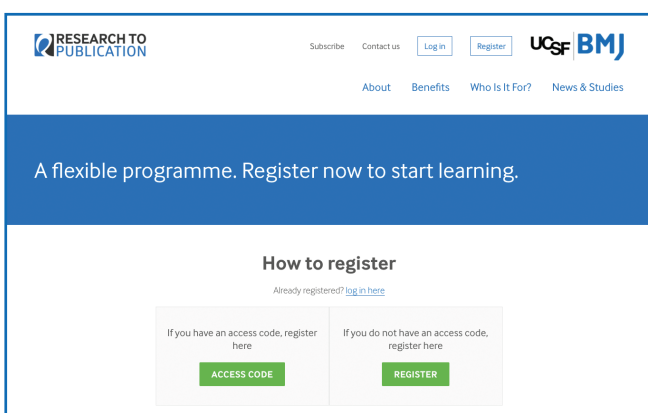
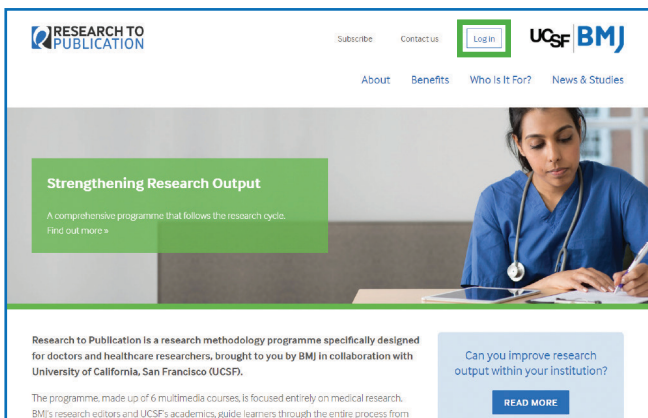
REGISTERING

To start, check with your librarian or faculty leader regarding how to gain access.* Click on the link “**Register**”. This will take you to the Registration page, where you will need to give us some details about yourself.

*Access will be available via IP access or an individual Access code

COURSES & MODULES

All courses appear on the main homepage, when you click on your desired course the menu on the left will show you all modules within that specific course.



Simply click on the module title to take you through to the module overview page.

The courses are:

1. Developing and reporting good research questions
2. Making the best start to your research and publishing
3. Picking the best study designs and methods
4. Ensuring and reporting research ethics
5. How to write research papers that can be trusted and used
6. Special considerations for conducting clinical trials
7. Submitting research to a journal and achieving publication
8. Understanding and avoiding scientific misconduct

VIEWING MODULE INFORMATION

When you select any module, you will be taken to a page of information to help you decide if the module is of interest to you.

The screenshot shows the 'Research to Publication' website interface. The main content area displays the title 'The introduction: presenting the research question' and a list of learning objectives. A 'Start module' button is highlighted with a green box. The left sidebar contains a 'Table of Contents' with a checkmark next to the current module.

The page will show:

- Learning outcomes
- Who the module is written by
- To start the module, click **“Start module”**

All materials include real examples, including policies and case studies about completing and publishing research.

COMPLETING MODULES

After you have clicked **“Start module”** you can then work your way through the module pages by clicking on the **“continue”** button at the bottom of the screen.

Your progress is automatically saved and you can resume the module from where you got to if you don't complete it by going back to **“Start module”** at any time.

Audio begins automatically so if you're using headphones be sure to plug them in prior to starting.

The screenshot shows the 'Question 1' page. On the left, a 'MODULE NAVIGATION' panel lists various sections with green checkmarks indicating completion. The main content area contains the question text and a 'Continue' button highlighted with a green box.

Navigation

You can navigate to different parts of the module using the 'MODULE NAVIGATION' panel on the left. Completed parts will show a green tick (✓). The page you are on will appear in **orange**.

Getting your certificate

When you have completed a module you will be shown your score for the multiple choice questions. If you score less than 80% you will need to go back and answer the questions correctly in order to collect your certificate.

When you have successfully passed a module or course you can collect your certificate by visiting **“Certificates”** in the navigation bar where all certificates will be stored. These can be printed, or downloaded and saved in your records.



A **“Certificate of Completion”** will be provided from BMJ and UCSF for every module or course passed. You can also claim a certificate for completing the entire programme by contacting support@bmj.com.

The screenshot shows the 'Certificates' page in the 'Research to Publication' website. It features a search bar and a 'View Available Awards' button. A 'Certificates' tab is highlighted in the navigation bar.

APC charge/protocol module

There is a 75% discount on Article Publishing Charges (APCs) available for study protocols that are submitted to BMJ Open, peer reviewed, and then accepted for publication. Just complete the **“Making the best start to your research and publishing”** course and submit the certificate of completion with your protocol.

For further help and support, please visit rtop.bmj.com, email support@bmj.com or call **+44 (0)207 383 6180**.