

# Papers

## Parenteral metoclopramide for acute migraine: meta-analysis of randomised controlled trials

Ian Colman, Michael D Brown, Grant D Innes, Eric Grafstein, Ted E Roberts, Brian H Rowe

### Abstract

**Objective** To assess the evidence from controlled trials on the efficacy and tolerability of parenteral metoclopramide for acute migraine in adults.

**Data sources** Cochrane Central Register of Controlled Trials, Medline, Embase, LILACS, CINAHL, conference proceedings, clinical practice guidelines, and other sources.

**Selection criteria** Randomised controlled trials of parenteral metoclopramide for acute migraine in adults.

**Results** We reviewed 596 potentially relevant abstracts and found 13 eligible trials totalling 655 adults. In studies comparing metoclopramide with placebo, metoclopramide was more likely to provide significant reduction in migraine pain (odds ratio 2.84, 95% confidence interval 1.05 to 7.68). Used as the only agent, metoclopramide showed mixed effectiveness when compared with other single agents. Heterogeneity of studies for combination treatment prevented statistical pooling. Treatments that did include metoclopramide were as, or more, effective than comparison treatments for pain, nausea, and relapse outcomes reported in all studies.

**Conclusions** Metoclopramide is an effective treatment for migraine headache and may be effective when combined with other treatments. Given its non-narcotic and antiemetic properties, metoclopramide should be considered a primary agent in the treatment of acute migraines in emergency departments.

### Introduction

Migraine headache is a common problem in adult populations, with 6% of men and 15-17% of women experiencing around 36 episodes each a year.<sup>1,2</sup> Migraine can be disabling; the average length of bed rest during an episode is 4.5 hours for men and 6.0 hours for women.<sup>2</sup> This impairs quality of life, limits daily activities, and strains personal and professional relationships.<sup>3</sup> Migraine headaches have important economic effects due to lost productivity and increased utilisation of healthcare services.<sup>2</sup>

The pathophysiology of migraine is poorly understood, and there is no clear consensus on the best treatment for acute attacks. Current clinical guidelines recommend agents such as sumatriptan, dihydroergotamine, ergotamine, chlorpromazine, and prochlorperazine.<sup>4,5</sup> Metoclopramide has long been used for the treatment of nausea associated with acute migraine. In addition to its antiemetic properties, metoclopramide relieves gastric stasis and has the potential to enhance the absorption of other analgesics.<sup>6</sup> In the late 1970s, anecdotal case reports suggested that patients with migraine who received metoclopramide for nausea experienced substantial pain relief before they had

received an analgesic.<sup>7</sup> Subsequent studies concluded that the dopamine antagonist properties of metoclopramide might make it effective as a single agent to treat acute migraine.<sup>8</sup> Other dopamine antagonists such as prochlorperazine and chlorpromazine have also shown effectiveness in migraine.<sup>9</sup>

We assessed the evidence from controlled trials on the efficacy and tolerability of parenteral metoclopramide for acute migraine in adults.

### Methods

#### Search strategy for identification of studies

Our a priori study protocol is described in detail elsewhere.<sup>9</sup> We searched the Cochrane Central Register of Controlled Trials, Medline, Embase, LILACS, and CINAHL using the search terms “headache” or “migraine” and “metoclopramide”, “Maxeran”, “Reglan”, or “Maxolon”. We identified randomised controlled trials using a previously described strategy.<sup>10</sup>

To locate unpublished research, we reviewed congress proceedings from major meetings on neurology, headache, and emergency medicine from 1998 to 2004, we assessed clinical practice guidelines for the management of acute migraine, and we searched websites containing details of clinical trials, theses, or dissertations. In addition, we handsearched the reference lists of all potentially relevant studies, and contacted experts in headache, pharmaceutical companies, and authors of previous studies to identify relevant articles.

#### Inclusion criteria

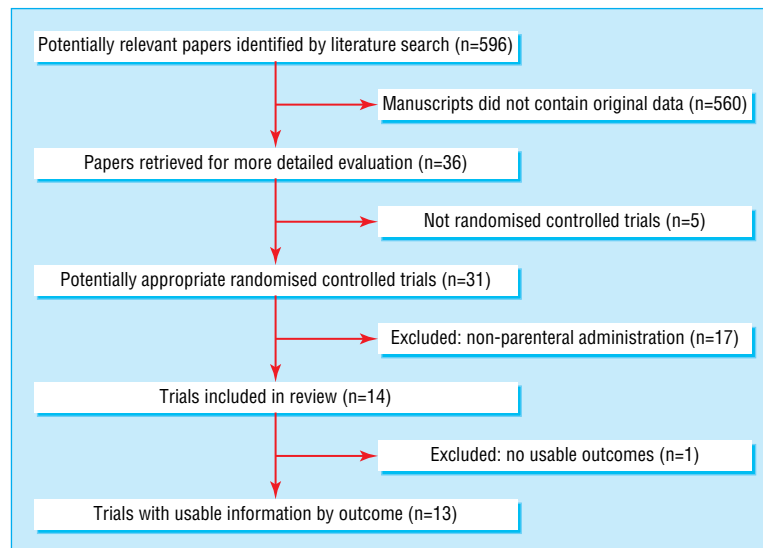
Studies were considered eligible for review if they were randomised controlled trials of parenteral metoclopramide given for acute migraine attacks in adults and if they described reasonable criteria to distinguish migraine from other types of headache. We included trials only if they were conducted in a setting that indicated the headache was an acute episode—emergency department or headache clinic.

#### Study selection, data abstraction, and assessment of quality

Two independent reviewers (IC, EG) screened the titles and abstracts of identified studies for eligibility. Papers deemed potentially relevant were obtained, and the full manuscripts were reviewed by IC and BHR for inclusion. Two independent reviewers (IC, MDB) abstracted information on patients, methods, interventions, outcomes, and adverse events from the original reports on to specially designed, pretested forms. Disagreements were resolved by consensus.



Additional forest plots and details of excluded trials are on [bmj.com](http://bmj.com)



**Fig 1** Identification of potentially relevant studies in review

The internal validity of trials was assessed with the Jadad scale.<sup>11</sup> This scale evaluates quality of randomisation, blinding, and withdrawals and assigns a score from 0 to 5, higher scores indicating higher quality in the conduct or reporting of trials.

We considered three outcomes describing relief of headache at the time closest to two hours after treatment. These were self reported as complete relief of headache, significant reduction in headache pain (from moderate or severe to mild or none), and reduction in headache pain on the basis of a 10 cm visual analogue scale. Secondary outcomes included improvement in functional status or ability, relapse of migraine within 48 hours of treatment, reduction in nausea, number of cointervention (“rescue”) drugs required, and adverse events associated with treatment.

### Statistical analysis

All data were entered into Review Manager (version 4.1, Update Software). Using random effects models, we pooled the results of studies, if appropriate, after consideration of heterogeneity between the trials. For dichotomous variables, we calculated individual and pooled statistics as odds ratios, with 95% confidence intervals. For continuous outcomes, we calculated individual and pooled statistics as weighted mean differences when data were on a uniform scale, or standardised mean differences when data were on different scales, with 95% confidence intervals. We tested for heterogeneity using a  $\chi^2$  test, with P values of less than 0.10 representing significance. Trials were not pooled when heterogeneity was evident and could be explained by dissimilarities in clinical variables.

### Sensitivity analyses

We completed our a priori sensitivity analyses comparing studies of high quality to those of low quality, based on the Jadad scale (assigning studies with a score of 3 or more as high quality and those with a score of 2 or less as low quality).<sup>11</sup> These sensitivity analyses were only performed for outcomes reported in at least three studies.

## Results

We identified 596 abstracts, of which 36 were potentially relevant articles. Independent review of these 36 reports led to the inclusion of 13 studies (fig 1).<sup>12–24</sup> As three of these studies had multiple arms (table and table on [bmj.com](#)), we were able to make 17

total comparisons. Study methods varied significantly, particularly for comparators and outcomes, and study quality was generally poor. Comparisons included metoclopramide with placebo, metoclopramide with other antiemetics, metoclopramide with non-antiemetics, and metoclopramide combinations with other antimigraine regimens (see table).

### Metoclopramide versus placebo

Five studies (263 patients) compared metoclopramide with placebo.<sup>12–16</sup> Metoclopramide was superior to placebo for all outcomes related to pain and nausea, although differences were not always statistically significant. Pooled data from three studies showed that metoclopramide more often led to significant reductions in headache pain (odds ratio 2.84, 95% confidence interval 1.05 to 7.68; fig 2), and in these studies, patients who received metoclopramide were significantly less likely to require rescue drugs (0.21, 0.05 to 0.85).<sup>12 13 15</sup> Three studies suggested that metoclopramide produced larger improvements in pain scores on a visual analogue scale, but no standard deviations were reported, preventing statistical pooling.<sup>14–16</sup> One study reported that metoclopramide was more likely than placebo to provide complete resolution of migraine; the difference, however, was not statistically significant (2.16, 0.36 to 12.84).<sup>16</sup> Four studies found that metoclopramide was more effective than placebo in reducing nausea (4.20, 1.70 to 10.36),<sup>12 14–16</sup> but only two studies<sup>15 16</sup> reported relapse of migraine, and these found a statistically insignificant advantage favouring metoclopramide (0.30, 0.03 to 3.16).

Only two studies reported adverse events.<sup>13 16</sup> One found a statistically insignificant increase in restlessness in the metoclopramide group (2.27, 0.19 to 26.81) whereas the other reported no restlessness, dystonic reactions, hypotension, or seizures in either treatment group.

Our sensitivity analyses failed to identify differences between studies of high and low quality.

### Metoclopramide versus other antiemetics

Three studies (194 patients) compared metoclopramide with other antiemetics (chlorpromazine and prochlorperazine).<sup>15–17</sup> These studies suggested that metoclopramide was less effective in relieving pain and nausea, although differences were not always statistically significant. Two studies<sup>16 17</sup> found no difference in the rate of complete resolution of migraine (0.64, 0.23 to 1.76) whereas two<sup>15 17</sup> found that metoclopramide was less likely to

## Descriptive characteristics of studies included in systematic review

| Trial                              | No of participants | Setting                   | Treatment   | Comparison  | Quality* |
|------------------------------------|--------------------|---------------------------|---|---|----------|
| Belgrade 1989 <sup>19</sup>        | 62                 | Emergency department      | 10 mg intravenous metoclopramide and 1 mg intravenous dihydroergotamine   | 50 mg intramuscular hydroxyzine plus 75 mg intramuscular meperidine or 2 mg intramuscular butorphanol   | 3        |
| Cameron 1995 <sup>17</sup>         | 91                 | Two emergency departments | 0.1 mg/kg intravenous metoclopramide  | 0.1 mg/kg intravenous chlorpromazine  | 5        |
| Coppola 1995 <sup>15</sup>         | 70                 | Emergency department      | 10 mg intravenous metoclopramide  | Control group 1 intervention, 10 mg intravenous prochlorperazine; control group 2 intervention, placebo   | 4        |
| Edwards 2001 <sup>20</sup>         | 40                 | Headache clinic           | 10 mg intramuscular metoclopramide plus 1 mg intramuscular dihydroergotamine  | 500 mg intravenous valproate  | 1        |
| Ellis 1993 <sup>14</sup>           | 40                 | Emergency department      | Experimental group 1 intervention, 10 mg intravenous metoclopramide plus placebo by mouth; experimental group 2 intervention, 10 mg intravenous metoclopramide plus 600 mg ibuprofen by mouth | Control group 1 intervention, intravenous placebo plus 600 mg ibuprofen by mouth; control group 2 intervention, intravenous placebo plus placebo by mouth | 2        |
| Estaban-Morales 1999 <sup>18</sup> | 40                 | Emergency department      | 10 mg intravenous metoclopramide  | 6 mg subcutaneous sumatriptan   | 2        |
| Haugh 1992 <sup>21</sup>           | 16                 | Headache clinic           | 10 mg intramuscular metoclopramide plus 1 mg intramuscular dihydroergotamine  | 1 mg intramuscular dihydroergotamine  | 2        |
| Jones 1996 <sup>16</sup>           | 86                 | Emergency department      | 10 mg intramuscular metoclopramide  | Control group 1 intervention, 10 mg intramuscular prochlorperazine; control group 2 intervention, placebo intramuscularly                                 | 5        |
| Klapper 1991 <sup>22</sup>         | 18                 | Private headache clinic   | 5 mg intravenous metoclopramide plus 1 mg intravenous dihydroergotamine   | 60 mg intramuscular ketorolac   | 1        |
| Klapper 1993 <sup>23</sup>         | 28                 | Private headache clinic   | 10 mg intravenous metoclopramide plus 1 mg intravenous dihydroergotamine  | 75 mg intramuscular hydroxyzine plus 75 mg intramuscular meperidine   | 3        |
| Scherl 1995 <sup>24</sup>          | 27                 | General medicine clinic   | 10 mg intravenous metoclopramide plus 0.5 mg intravenous dihydroergotamine  | 25 mg intramuscular promethazine plus 75 mg intramuscular meperidine  | 2        |
| Tek 1990 <sup>13</sup>             | 50                 | Emergency department      | 10 mg intravenous metoclopramide  | Placebo intravenously   | 3        |
| Tfelt-Hansen 1980 <sup>12</sup>    | 87                 | Migraine clinic           | 10 mg intramuscular metoclopramide  | Placebo intramuscularly   | 3        |

\*Jadad scale: scores of  $\geq 3$  represent high quality, those of  $\leq 2$  represent low quality.

provide significant relief of headache (0.39, 0.18 to 0.87); however, in one study,<sup>17</sup> reduction in pain scores on a visual analogue scale were not different between groups (weighted mean difference  $-0.53$ , 95% confidence interval  $-1.63$  to  $0.57$ ). Pooled results from all three studies showed that patients who received metoclopramide were more likely to require rescue drugs (odds ratio 2.08, 1.04 to 4.17). Two studies found no significant differences in relapse of migraine (3.95, 0.88 to 17.66).<sup>15, 17</sup> Metoclopramide was less effective than other antiemetics in reducing nausea, but these differences were not statistically significant.

Two studies looked at adverse events.<sup>16, 17</sup> One reported no restlessness, dystonic reactions, hypotension, or seizures in either treatment group, whereas the other described several subgroups of adverse events (restlessness, drowsiness, nasal congestion, nausea, dizziness, dry mouth, significant falls in diastolic or systolic blood pressure) but found no statistically significant differences between groups.

No sensitivity analyses on study quality were possible because the studies were of high quality.

### Metoclopramide versus non-antiemetics

Two studies (60 patients) compared metoclopramide with non-antiemetics.<sup>14, 18</sup> The first found no significant differences between metoclopramide and sumatriptan in the rate of complete resolution of migraine (2.27, 0.64 to 8.11), the likelihood of significant reduction of pain (18.38 to 0.96, 352.59), or the likelihood of significant reduction of nausea (19.74, 1.00 to 390.32).<sup>18</sup> In the second study, metoclopramide was compared with ibuprofen on the basis of scores to measure pain and nausea on a visual analogue scale. Metoclopramide produced larger decreases in scores for both outcomes, but standard deviations were not reported, making analysis difficult. Patients in the metoclopramide group were significantly less likely to require rescue drugs (0.05, 0.00 to 0.56). Neither study reported adverse events, no common outcomes were reported, and no statistical

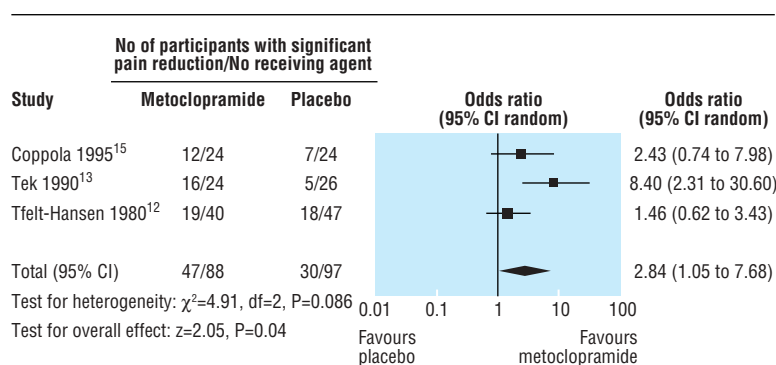
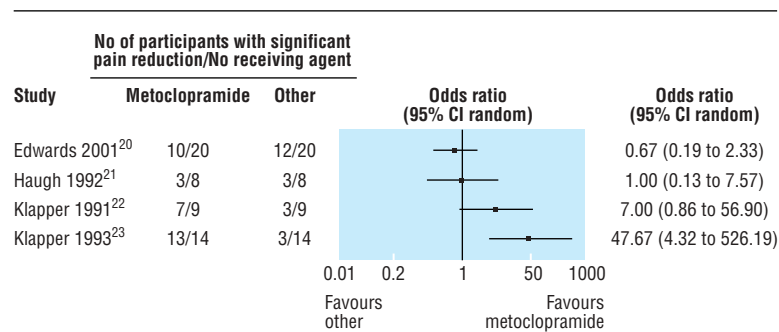


Fig 2 Metoclopramide compared with placebo in reducing pain from acute migraine



**Fig 3** Metoclopramide combined with other agents compared with other agents in reducing pain from acute migraine

pooling was possible. We did not perform sensitivity analyses because there were too few studies and no common outcomes.

### Metoclopramide combinations versus other agents

Seven studies (211 patients) compared metoclopramide combinations (usually metoclopramide with dihydroergotamine) with other antimigraine regimens (hydroxyzine-meperidine, dihydroergotamine alone, valproate, ibuprofen, ketorolac, promethazine-meperidine).<sup>14 19–24</sup> Owing to significant heterogeneity in study methods (see table), particularly for comparison treatments, studies were not pooled statistically.

One study<sup>19</sup> showed that complete resolution of migraine was significantly more likely in patients who received metoclopramide (7.79, 1.79 to 33.86), and results from four studies suggested that patients who received metoclopramide were equally, or more, likely to have “significant reductions” in headache pain (fig 3).<sup>20–23</sup> Two studies showed that patients who received metoclopramide had equivalent, or larger, reductions in pain scores on the basis of a visual analogue scale (see fig A on [bmj.com](#)).<sup>14 19</sup> We found no significant differences between groups for functional ability in two studies (see fig B on [bmj.com](#))<sup>21 22</sup> or nausea in two studies (see fig C on [bmj.com](#)).<sup>20 21</sup> One study found no significant differences between groups in requirement for rescue drugs (0.22, 0.04 to 1.12).<sup>14</sup> Three studies reported that patients who received metoclopramide were equally, or less, likely to have relapse of migraine (see fig D on [bmj.com](#)).<sup>20 22</sup>

Reporting for adverse events was inconsistent. Four studies found no significant differences for nausea between groups.<sup>19–21 24</sup> One study found restlessness, dysphoria, and flushing more common among patients treated with metoclopramide and dihydroergotamine compared with those treated with hydroxyzine and meperidine or butorphanol, and no significant differences for dizziness.<sup>19</sup> Another study found that drowsiness, dizziness, and an orthostatic blood pressure response were less common among patients treated with metoclopramide and dihydroergotamine compared with those treated with promethazine and meperidine.<sup>24</sup>

Because the study results were not pooled, we did not carry out sensitivity analyses.

## Discussion

Metoclopramide is an effective treatment for migraine headache in adults. Our systematic review suggests that as few as four patients need to be treated with metoclopramide to enable one patient to achieve a significant reduction in pain. Given its non-narcotic and antiemetic properties, metoclopramide should be considered as a primary agent in the treatment of acute migraine in emergency departments. Metoclopramide may, however, have less beneficial effects on nausea than other antiemetics.

Five studies confirmed that metoclopramide is more effective than placebo for multiple outcomes related to migraine, including relief of pain and nausea and relapse of headache. In these studies, side effects, such as akathisia, were described but poorly quantified.<sup>12–16</sup> Although metoclopramide was better than placebo, three studies suggested that it may provide less relief from pain and nausea than other phenothiazine antiemetics (prochlorperazine and chlorpromazine).<sup>15–17</sup> Again, adverse events were poorly reported and sample sizes were insufficient to rule out rare events. Only two studies compared metoclopramide with non-antiemetics (ibuprofen and sumatriptan).<sup>14 18</sup> Although metoclopramide compared favourably with these agents, there were insufficient data on which to base firm conclusions on relative effectiveness.

These data suggest that metoclopramide may also be effective as an adjunctive treatment. Several studies showed that metoclopramide combinations were similarly, or more, effective for pain related outcomes than comparison regimens (for example, hydroxyzine-meperidine, dihydroergotamine alone, valproate, ibuprofen, ketorolac, promethazine-meperidine), although no significant differences were noted for relief of nausea.<sup>14 19–24</sup> Adverse events were, however, inconsistently reported. Other treatments may be more effective; many common anti-migraine treatments have not been compared with metoclopramide combination treatments in randomised controlled trials and consequently could not be included in this review.

### Trial quality

The studies were of variable quality, with several scoring less than 3 on the Jadad scale, and this undermines confidence in any of the conclusions drawn. A noteworthy feature was the wide variability in execution of the studies. Many different comparators were used and many different outcomes reported. The variety of comparators is not surprising given the lack of consensus about a standard of care for acute migraine headache. The variety of study outcomes, however, made it difficult to combine the studies and to come to an overall conclusion on the relative effectiveness of different treatments.

Future trials should include multiple arms to compare various treatments under similar conditions, and researchers should focus on adequate randomisation, concealment of allocation, appropriate controls, and blinding of all researchers. New research standards such as the International Headache Society’s guidelines for controlled trials of drugs in migraine<sup>25</sup> are a step in the right direction; however, further progress must be made to improve the quality of research.

### Limitations

Some of the trials did not report their inclusion and exclusion criteria in sufficient detail; consequently, we may have included

## What is already known on this topic

Migraine headache is a common and disabling phenomenon that is not well understood

Parenteral metoclopramide is often given to relieve nausea associated with migraine headache

Metoclopramide may reduce the pain associated with migraine headache

## What this study adds

Parenteral metoclopramide is effective in reducing headache pain from acute migraine

As few as four patients need to be treated with metoclopramide to enable one additional patient to achieve significant reduction in pain

Parenteral metoclopramide may also be effective when combined with other treatments to enhance antimigraine effects

studies that enrolled patients with non-migraine headaches. Similarly, some authors failed to describe their study population, and most did not report initial severity and duration of headache. It is therefore possible that we pooled studies with differing patient characteristics, and it is therefore difficult to determine whether our results are generalisable to other settings.

Poor adverse event reporting in most of the studies limits any conclusions about the relative safety of different agents, and the relatively small sample sizes provided insufficient power to detect meaningful differences in rates of uncommon adverse events. For example, although restlessness is an important side effect of metoclopramide, and hypotension and dystonic reactions important side effects of phenothiazines, we found no significant differences between groups receiving these treatments.

As with any review, our study may have been affected by publication bias. If there are unpublished trials showing no benefits from metoclopramide, the real treatment efficacy of this agent may be less than suggested here; however, we employed comprehensive search strategies to identify all relevant research, including a search of conference proceedings, and we contacted authors and experts in the specialty and pharmaceutical companies to identify unpublished work. Although several obscure and negative studies were identified and included in our review, we acknowledge that publication bias may still be an important limitation of our work. Finally, to avoid any selection bias, we used two independent reviewers and developed standardised criteria to identify and select studies for review.

We thank the Cochrane Library Pain, Palliative and Supportive Care Review Group for their guidance; Aventis Pharma for responding to our request for unpublished data; and study authors GL Ellis, J Jones, DS Tek, MJ Belgrade, KR Edwards, and JF Wilson. Data from this study were reported at the annual scientific meeting of the Canadian Association of Emergency Physicians, Winnipeg, Canada, June 2003 and will be maintained as a Cochrane Review in the Cochrane Library.<sup>9</sup>

Contributors: IC conceived the project, conducted searches, coordinated the reviewers, data collection, and extraction, and prepared the manuscript. MDB contributed to the protocol, data collection and extraction, and review of the manuscript. GDI, EG, and TER contributed to the protocol, selection of articles, and review of the manuscript. BHR conceived the project, contributed to the protocol, coordinated the review, and prepared the manuscript; he is guarantor.

Funding: This study was funded in part by the Division of Emergency Medicine, University of Alberta, Edmonton; the Canadian Institute of

Health Research chairs programme, Ottawa; and the Canadian Association of Emergency Physicians Research Consortium, Ottawa.

Competing interests: BHR has received fees on two occasions from Aventis for speaking on venous thromboembolism. He has not been sponsored to speak on Maxeran or migraine headaches.

Ethical approval: Not required.

- 1 Stewart WF, Shechter A, Rasmussen BK. Migraine prevalence: a review of population-based studies. *Neurology* 1994;44(Suppl 4):S17-23.
- 2 Hu XH, Markson LE, Lipton RB, Stewart WF, Berger ML. Burden of migraine in the United States: disability and economic costs. *Arch Intern Med* 1999;159:813-8.
- 3 Edmeads J, Findlay H, Tugwell P, Pryse-Phillips W, Nelson RF, Murray TJ. Impact of migraine and tension-type headache on life-style, consulting behaviour, and medication use: a Canadian population survey. *Can J Neurol Sci* 1993;20:131-7.
- 4 Silberstein SD. Practice parameter: evidence-based guidelines for migraine headache (an evidence-based review): report of the Quality Standards Subcommittee of the American Academy of Neurology. *Neurology* 2000;55:754-62.
- 5 Pryse-Phillips WE, Dodick DW, Edmeads JG, Gawel MJ, Nelson RF, Purdy RA, et al. Guidelines for the diagnosis and management of migraine in clinical practice. Canadian Headache Society. *CMAJ* 1997;156:1273-87.
- 6 Desmond PV, Watson KJR. Metoclopramide—a review. *Med J Aust* 1986;144:366-9.
- 7 Hughes JB. Metoclopramide in migraine treatment. *Med J Aust* 1977;2:580.
- 8 Schwarzberg MN. Application of metoclopramide specificity in migraine attacks therapy. *Headache* 1994;34:439-41.
- 9 Colman I, Innes G, Brown MD, Roberts T, Grafstein E, Rowe BH. Parenteral metoclopramide for acute migraine. *Cochrane Database Syst Rev* 2003;CD003972.
- 10 Dickersin K, Scherer R, Lefebvre C. Identifying relevant studies for systematic reviews. *BMJ* 1994;309:1286-91.
- 11 Jadad AR, Moore RA, Carroll D, Jenkinson C, Reynolds DJ, Gavaghan DJ, et al. Assessing the quality of reports of randomized clinical trials: is blinding necessary? *Controlled Clin Trials* 1996;17:1-12.
- 12 Tfelt-Hansen P, Olesen J, Aebelholt-Krabbe A, Melgaard B, Veiliss B. A double blind study of metoclopramide in the treatment of migraine attacks. *J Neurol Neurosurg Psychiatry* 1980;43:369-71.
- 13 Tek DS, McClellan DS, Olshaker JS, Allen CL, Arthur DC. A prospective, double-blind study of metoclopramide hydrochloride for the control of migraine in the emergency department. *Ann Emerg Med* 1990;19:1083-7.
- 14 Ellis GL, Delaney J, DeHart DA, Owens A. The efficacy of metoclopramide in the treatment of migraine headache. *Ann Emerg Med* 1993;22:191-5.
- 15 Coppola M, Yealy DM, Leibold RA. Randomized, placebo-controlled evaluation of prochlorperazine versus metoclopramide for emergency department treatment of migraine headache. *Ann Emerg Med* 1995;26:541-6.
- 16 Jones J, Pack S, Chun E. Intramuscular prochlorperazine versus metoclopramide as single-agent therapy for the treatment of acute migraine headache. *Am J Emerg Med* 1996;14:262-4.
- 17 Cameron JD, Lane PL, Speechley M. Intravenous chlorpromazine vs intravenous metoclopramide in acute migraine headache. *Acad Emerg Med* 1995;2:597-602.
- 18 Estaban-Morales A, Trujillo Chavez P, Rivera Martinez CG, Salazar Zuniga A. [Clinical response to metoclopramide in comparison to sumatriptan for treatment of acute migraine] [Spanish]. *Revista de la Sanidad Militar Argentina* 1999;53(1):36-40.
- 19 Belgrade MJ, Ling LJ, Schleevoigt MB, Ettinger MG, Ruiz E. Comparison of single-dose meperidine, butorphanol, and dihydroergotamine in the treatment of vascular headache. *Neurology* 1989;39:590-2.
- 20 Edwards KR, Norton J, Behnke M. Comparison of intravenous valproate versus intramuscular dihydroergotamine and metoclopramide for acute treatment of migraine headache. *Headache* 2001;41:976-80.
- 21 Haugh MJ, Lavender L, Jensen LA, Giuliano R. An office-based double-blind comparison of dihydroergotamine versus dihydroergotamine/metoclopramide in the treatment of acute migraine. *Headache* 1992;32:251.
- 22 Klapper JA, Stanton JS. Ketorolac versus DHE and metoclopramide in the treatment of migraine headaches. *Headache* 1991;31:523-4.
- 23 Klapper JA, Stanton JS. Current emergency treatment of severe migraine headaches. *Headache* 1993;33:560-2.
- 24 Scherl ER, Wilson JF. Comparison of dihydroergotamine with metoclopramide versus meperidine with promethazine in the treatment of acute migraine. *Headache* 1995;35:256-9.
- 25 Tfelt-Hansen P, Block G, Dahlof C, Diener HC, Ferrari MD, Goadsby PJ, et al. Guidelines for controlled trials of drugs in migraine: second edition. *Cephalalgia* 2000;20:765-86.

(Accepted 6 October 2004)

doi 10.1136/bmj.38281.595718.7C

Department of Psychiatry, University of Cambridge, Cambridge CB2 2QQ  
Ian Colman *postgraduate*

Program in Emergency Medicine, Michigan State University, MI, 49503, USA  
Michael D Brown *emergency physician*

Department of Emergency Medicine, Providence Health Care and St Paul's Hospital, Vancouver, BC, Canada  
Grant D Innes *emergency physician*

Eric Grafstein *emergency physician*

Department of Medicine, University of Alberta, Edmonton, AB, Canada  
Ted E Roberts *neurologist*

Division of Emergency Medicine, University of Alberta, 1G1.43 Walter Mackenzie Health Sciences Center, 8440-112 Street, Edmonton, AB, Canada T6G 2B7  
Brian H Rowe *research director*

Correspondence to: B H Rowe [Brian.Rowe@ualberta.ca](mailto:Brian.Rowe@ualberta.ca)