

# Arthroscopic surgery for degenerative knee arthritis and meniscal tears: a clinical practice guideline

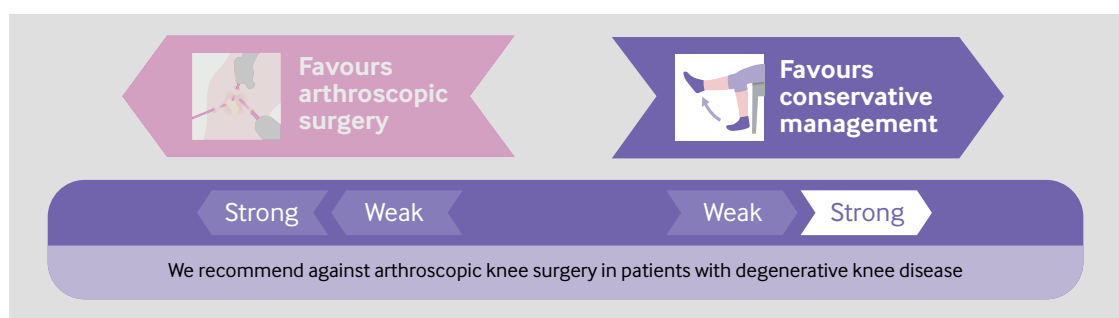
Reed A C Siemieniuk,<sup>1 2</sup> Ian A Harris,<sup>3 4</sup> Thomas Agoritsas,<sup>1 5</sup> Rudolf W Poolman,<sup>6</sup> Romina Brignardello-Petersen,<sup>1 7</sup> Stijn Van de Velde,<sup>8</sup> Rachelle Buchbinder,<sup>9 10</sup> Martin Englund,<sup>11</sup> Lyubov Lytvyn,<sup>12</sup> Casey Quinlan,<sup>13</sup> Lise Helsingen,<sup>14</sup> Gunnar Knutsen,<sup>15</sup> Nina Rydland Olsen,<sup>16</sup> Helen Macdonald,<sup>17</sup> Louise Hailey,<sup>18</sup> Hazel M Wilson,<sup>19</sup> Anne Lydiatt,<sup>20</sup> Annette Kristiansen<sup>21 22</sup>

Full author details can be found at the end of the article

Correspondence to: R Siemieniuk  
reed.siemieniuk@medportal.ca

Cite this as: *BMJ* 2017;357:j1982  
doi: 10.1136/bmj.j1982

This BMJ Rapid Recommendation article is one of a series that provides clinicians with trustworthy recommendations for potentially practice changing evidence. BMJ Rapid Recommendations represent a collaborative effort between the MAGIC group ([www.magicproject.org](http://www.magicproject.org)) and The BMJ. A summary is offered here and the full version including decision aids is on the MAGICapp ([www.magicapp.org](http://www.magicapp.org)), for all devices in multilayered formats. Those reading and using these recommendations should consider individual patient circumstances, and their values and preferences and may want to use consultation decision aids in MAGICapp to facilitate shared decision making with patients. We encourage adaptation and contextualisation of our recommendations to local contexts. Those considering use or adaptation of content may go to MAGICapp to link or extract its content or contact The BMJ for permission to reuse content in this article.



**What is the role of arthroscopic surgery in degenerative knee disease? An expert panel produced these recommendations based on a linked systematic review triggered by a randomised trial published in *The BMJ* in June 2016, which found that, among patients with a degenerative medial meniscus tear, knee arthroscopy was no better than exercise therapy. The panel make a strong recommendation against arthroscopy for degenerative knee disease. Box 1 shows all of the articles and evidence linked in this Rapid Recommendation package. The infographic provides an overview of the absolute benefits and harms of arthroscopy in standard GRADE format. Table 2 below shows any evidence that has emerged since the publication of this article.**

## Current practice

Approximately 25% of people older than 50 years experience knee pain from degenerative knee disease (box 2).<sup>2 3</sup> Management options include watchful waiting, weight loss if overweight, a variety of interventions led by physical therapists, exercise, oral or topical pain medications such as non-steroidal anti-inflammatory drugs, intra-articular corticosteroid and other injections, arthroscopic knee surgery, and knee replacement or osteotomy. The preferred combination or sequence of these options is not clear and probably varies between patients.

Knee replacement is the only definitive therapy, but it is reserved for patients with severe disease after non-operative management has been unsuccessful.<sup>4 5</sup> Some believe that arthroscopic debridement, including wash-out of intra-articular debris, with or without arthroscopic

partial meniscectomy to remove damaged meniscus, may improve pain and function.

Current guidelines generally discourage arthroscopy for patients with clear radiographic evidence of osteoarthritis alone, but several support or do not make clear statements regarding arthroscopic surgery in other common groups of patients (table 1).

## WHAT YOU NEED TO KNOW

- We make a strong recommendation against the use of arthroscopy in nearly all patients with degenerative knee disease, based on linked systematic reviews; further research is unlikely to alter this recommendation
- This recommendation applies to patients with or without imaging evidence of osteoarthritis, mechanical symptoms, or sudden symptom onset
- Healthcare administrators and funders may use the number of arthroscopies performed in patients with degenerative knee disease as an indicator of quality care.
- Knee arthroscopy is the most common orthopaedic procedure in countries with available data
- This Rapid Recommendation package was triggered by a randomised controlled trial published in *The BMJ* in June 2016 which found that, among patients with a degenerative medial meniscus tear, knee arthroscopy was no better than exercise therapy

Population



People with degenerative knee disease

Including people with or without:

- Radiographic evidence of osteoarthritis
- Mild to severe osteoarthritis
- Mechanical symptoms
- Acute onset knee pain
- Meniscal tears


Choice of intervention

**Arthroscopic surgery**  
 Arthroscopic surgery with or without partial meniscectomy or debridement

or

**Conservative management**  
 Any conservative management strategy (exercise therapy, injections, drugs)

Recommendations



We recommend against arthroscopic knee surgery in patients with degenerative knee disease

Comparison of benefits and harms

	Favours arthroscopic surgery	No important difference	Favours conservative management	Evidence quality
<b>Long term benefits (1–2 years)</b>				
	Mean score (0–100, high better)			
Pain	21.9	No important difference	18.8	★★★★ High
Function	13.3	No important difference	10.1	★★★★ Moderate
<b>Short term benefits (&lt;3 months)</b>				
	Mean score (0–100, high better)			
Pain	20.4	5.38 higher	15.0	★★★★ High
Function	14.2	4.94 higher	9.3	★★★★ Moderate
<b>Short term harms (&lt;3 months)</b>				
	Events per 1000 people			
Venous thromboembolism	5	5 fewer	0	★★★★ Low
Infection	2	2 fewer	0	★★★★ Low

Key practical issues

Arthroscopic surgery	Conservative management
Performed by a surgeon, in an operating theatre	May be performed in hospital or the community
Recovery typically between 2 to 6 weeks	No recovery time
At least 1–2 weeks off work, depending on speed of recovery and physical demands of job	Time off work may be required for appointments, such as physiotherapy and injections

Interpreting the outcomes

The panel agreed “Minimally important difference” scores for pain and function, which represent what most patients would consider a worthwhile change:

Pain 12      Function 8

Preferences and values

The panel believes that almost everyone would prefer to avoid the pain and inconvenience of the recovery period after arthroscopy, since it offers only a small chance of a small benefit

Resourcing

Arthroscopy is not cost-effective from a societal perspective

Disclaimer: This infographic is not a validated clinical decision aid. This information is provided without any representations, conditions or warranties that it is accurate or up to date. BMJ and its licensors assume no responsibility for any aspect of treatment administered with the aid of this information. Any reliance placed on this information is strictly at the user's own risk. For the full disclaimer wording see BMJ's terms and conditions: <http://www.bmj.com/company/legal-information/>

**Box 1 | Linked articles in this *BMJ* Rapid Recommendations cluster**

- Siemieniuk RAC, Harris IA, Agoritsas T, et al. Arthroscopic surgery for degenerative knee arthritis and meniscal tears: a clinical practice guideline. *BMJ* 2017;257:j1982. doi:10.1136/bmj.j1982  
Summary of the results from the Rapid Recommendation process
- Brignardello-Peterson R, Guyatt GH, Schandelmaier S, et al. Knee arthroscopy versus conservative management in patients with degenerative knee disease: a systematic review. *BMJ Open* 2017;7:e016114. doi:10.1136/bmjopen-2017-016114  
Review of all available randomised trials that assessed the benefits of knee arthroscopy compared with non-operative care and observational studies that assessed risks
- Devji T, Guyatt GH, Lytvyn L, et al. Application of minimal important differences in degenerative knee disease outcomes: a systematic review and case study to inform *BMJ* Rapid Recommendations. *BMJ Open* 2017;7:e015587. doi:10.1136/bmjopen-2016-015587  
Review addressing what level of individual change on a given scale is important to patients (minimally important difference). The study informed sensitivity analyses for the review on net benefit, informed discussions on patient values and preferences, and was key to interpreting the magnitude of effect sizes and the strength of the recommendation
- MAGIcapp (www.magicapp.org)  
Expanded version of the results with multilayered recommendations, evidence summaries, and decision aids for use on all devices

Arthroscopic knee surgery for degenerative knee disease is the most common orthopaedic procedure in countries with available data<sup>14</sup> and on a global scale is performed more than two million times each year (fig 1).<sup>15-18</sup> Arthroscopic procedures for degenerative knee disease cost more than \$3bn per year in the US alone.<sup>19</sup> A high prevalence of features advocated to respond positively to arthroscopic surgery (such as meniscal tears, mechanical symptoms, and sudden symptom onset) as well as financial incentives may explain why arthroscopic knee surgery continues to be so common despite recom-

**Table 1 | Support from current guidance for arthroscopic surgery in patients with subgroups of degenerative knee disease**

	Lavage or debridement			Partial meniscectomy for meniscal tears	
	Patients with radiographic osteoarthritis	Patients without radiographic osteoarthritis	Patients with mechanical symptoms	Patients with evidence of osteoarthritis	Patients without evidence of osteoarthritis
AAOS <sup>6</sup>	Against	Supportive	Supportive	Supportive	Supportive
NICE <sup>7,8</sup>	Against	Against	For	No comment	No comment
ESSKSA <sup>9</sup>	Against	For	For	Against	For
BOA <sup>10*</sup>	Against	For	For	No comment	For
AOA <sup>11*</sup>	Against	No comment	No comment	Against	For
OARSI <sup>12,13</sup>	Against	No comment	No comment	Supportive	No comment

AAOS = American Academy of Orthopaedic Surgeons; NICE = National Institute of Health and Care Excellence; ESSKSA = European Society for Sports Traumatology, Knee Surgery and Arthroscopy; BOA = British Orthopaedic Association; AOA = Australian Orthopaedic Association; OARSI = Osteoarthritis Research Society International.

For = Explicit statement that arthroscopy should be performed in some patients.

Against = Explicit statement that arthroscopy should not be performed in some patients.

Supportive = Seemingly supportive of arthroscopy in some contexts.

\*Official statement, not guidelines

**Box 2 | What is degenerative knee disease?**

- Degenerative knee disease is an inclusive term, which many consider synonymous with osteoarthritis. We use the term degenerative knee disease to explicitly include patients with knee pain, particularly if they are >35 years old, with or without:
  - Imaging evidence of osteoarthritis
  - Meniscus tears
  - Locking, clicking, or other mechanical symptoms except persistent objective locked knee
  - Acute or subacute onset of symptoms
- Most people with degenerative arthritis have at least one of these characteristics.<sup>1</sup> The term degenerative knee disease does not include patients having recent debut of their symptoms after a major knee trauma with acute onset of joint swelling (such as haemarthrosis)

mendations against its use for osteoarthritis. Further, patients may be frustrated with their symptoms, having tried several less invasive management strategies by the time that they see the surgeon, and in many cases this may come with an expectation for surgical management. Moreover, many patients experience important and marked improvements after arthroscopy, which may be erroneously attributed to the effects of the procedure itself instead of the natural course of the disease, co-interventions, or placebo effects.

**The evidence**

The panel requested two systematic reviews to inform the recommendation.<sup>20,21</sup>

The systematic review on the net benefit of knee arthroscopy compared with non-operative care pools data from 13 randomised trials for benefit outcomes (1668 patients) and an additional 12 observational studies for complications (>1.8 million patients).<sup>21</sup> Figure 2 gives an overview of the patients included, the study funding, and patient involvement in the design of the studies.

Panel members identified three outcomes—pain, function, and quality of life—as the most important for patients with degenerative knee disease who are considering surgery. Although the included studies reported these patient-important outcomes, it is difficult to know whether changes recorded on an instrument measuring subjective symptoms are important to those with symptoms—for example, a change of three points might have completely different meanings in two different pain scales.

Therefore, a second team performed a linked systematic review addressing what level of individual change on a given scale is important to patients,<sup>20</sup> a characteristic called the minimally important difference (MID).<sup>22</sup> The study identified a range of credible MIDs for each key outcome; this range of MID estimates informed sensitivity analyses for the review on net benefit, informed discussions on the patient values and preferences, and was key to interpreting the magnitude of effect sizes as well as the strength of the recommendation.<sup>20</sup>

**Understanding the recommendations**

The infographic provides an overview of the benefits and harms of arthroscopy in standard GRADE format.

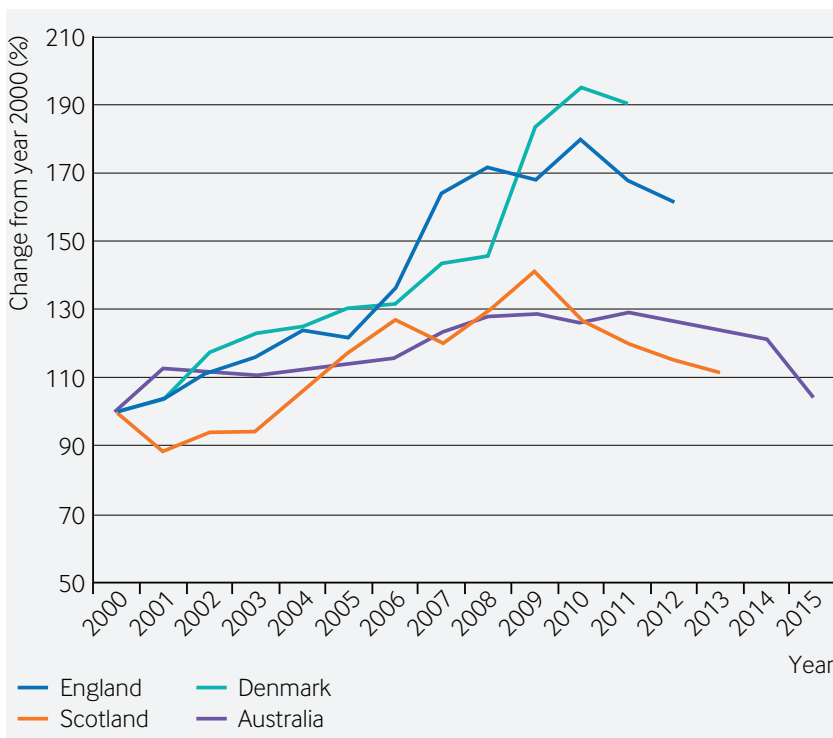


Fig 1 | Population adjusted trends in frequency of knee arthroscopy; percent. Arthroscopic knee surgery remains common despite accumulating evidence suggesting little benefit

Estimates of baseline risk for effects comes from the control arms of the trials; for complications, comparator risk was assumed to be nil.

The panel is confident that arthroscopic knee surgery does not, on average, result in an improvement in long term pain or function. Most patients will experience an important improvement in pain and function without arthroscopy. However, in <15% of participants, arthroscopic surgery resulted in a small or very small improvement in pain or function at three months after surgery—this benefit was not sustained at one year. In addition to the burden of undergoing knee arthroscopy (see practical issues below), there are rare but important harms, although the precision in these estimates is uncertain (low quality of evidence).

It is unlikely that new information will change interpretation of the key outcomes of pain, knee function, and

**HOW THE RECOMMENDATION WAS CREATED**

A randomised controlled trial published in *The BMJ* in June 2016 found that, among patients with a degenerative medial meniscus tear, knee arthroscopy was no better than exercise therapy.<sup>32</sup> This study adds to the body of evidence suggesting that the benefits of arthroscopy may not outweigh the burden and risks.<sup>33,34</sup> The *RapidRecs* executive felt that the study, when considered in context of the full body of evidence, might change practice.<sup>35</sup>

Our international panel including orthopaedic surgeons, a rheumatologist, physiotherapists, a general practitioner, general internists, epidemiologists, methodologists, and people with lived experience of degenerative knee disease (including those who had undergone and those who had not undergone arthroscopy) met to discuss the evidence. No person had financial conflicts of interest; intellectual and professional conflicts were minimised and managed (see appendix 1 on bmj.com).

The panel followed the *BMJ* Rapid Recommendations procedures for creating a trustworthy recommendation<sup>35,36</sup> and used the GRADE approach to critically appraise the evidence and create recommendations (appendix 2).<sup>37</sup> The panel considered the balance of benefits, harms, and burdens of the procedure, the quality of evidence for each outcome, typical and expected variations in patient values and preferences, and acceptability. Recommendations can be strong or weak, for or against a course of action.

quality of life (as implied by high to moderate quality of evidence).

The panel is confident that the randomised controlled trials included adequate representation from groups commonly cited to derive benefit from arthroscopic knee surgery for degenerative knee disease—notably those with meniscal tears, no or minimal radiographic evidence of osteoarthritis, and those with sudden but non-traumatic symptom onset. Thus the recommendation applies to all or almost all patients with degenerative knee disease. Further, the evidence applies to patients with any severity of mechanical symptoms, with the only possible exception being those who are objectively unable to fully extend their knee (that is, a true locked knee). We did not consider young patients with sports related injuries or patients with major trauma in any age.

Trials that enrolled a majority of patients without radiographic osteoarthritis showed similar effect sizes to trials enrolling patients with radiographic evidence of osteoarthritis. Most of these trials exclusively included patients

**HOW PATIENTS WERE INVOLVED IN THE CREATION OF THIS ARTICLE**

Three people with lived experience of osteoarthritis, one of whom had arthroscopic knee surgery, were full panel members. These panel members identified important outcomes and led the discussion on values and preferences. Pain was weighed as higher importance for most patients: for example, the patient panel members felt that a possible small benefit to function without a reduction in pain would be unimportant to almost all patients. Those with lived experience identified key practical issues including concerns with cost and accessibility for both arthroscopy and interventions provided by physiotherapists. The members participated in the teleconferences and email discussions and met all authorship criteria.



**EDUCATION INTO PRACTICE**

- Project: how many arthroscopic procedures are scheduled in your organisation for degenerative knee disease?
- Based on the information you have read in this article or in this package of Rapid Recommendation articles, is there anything which you might alter your practice?
- To what extent might you use information in this article to alter the conversations you have with patients with degenerative knee disease, or those considering arthroscopic surgery?

DATA SOURCES

Use this information to gauge how similar your patients' conditions are to those of people studied in the trials

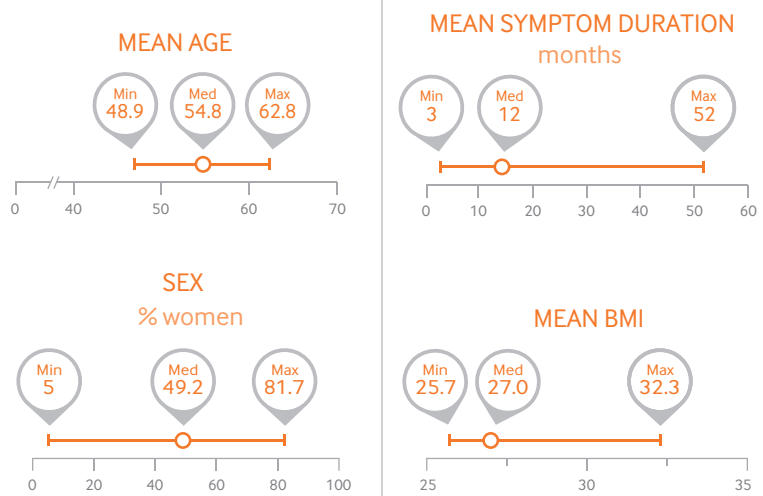
NUMBER OF TRIALS 13

NUMBER OF PATIENTS 1665

TRIAL CHARACTERISTICS

- Trials in which more than 60% of people had meniscal tears: 9 trials, 1124 patients
- Trials which excluded patients with previous arthroscopic surgery: 7 trials, 957 patients
- Trials which excluded patients with a single initial impact trauma event: 7 trials, 874 patients
- Trials in which more than 50% of people had radiographic OA: 5 trials, 832 patients
- Trials in which all participants had previously used physiotherapy: 2 trials, 184 patients

PATIENT CHARACTERISTICS



12 of 13 trials were free of industry funding



No trials involved patients in design or conduct

Fig 2 | Characteristics of patients and trials included in systematic review of arthroscopic knee surgery

with meniscus tears. Meniscus tears are common, usually incidental findings, and unlikely to be the cause of knee pain, aching, or stiffness.<sup>1</sup> Mechanical symptoms were also a prominent feature for most trial participants, and many had sudden or subacute onset of symptoms.<sup>23-26</sup> Given that there is evidence of harm and no evidence of important lasting benefit in any subgroup, the panel believes that the burden of proof rests with those who suggest benefit for any other particular subgroup before arthroscopic surgery is routinely performed in any subgroup of patients.

Practical issues

It takes between two and six weeks to recover from arthroscopy, during which time patients may experience pain, swelling, and limited function.<sup>27-28</sup> Most patients cannot bear full weight on the leg (that is, they may need crutches) in the first week after surgery, and driv-

ing or physical activity is limited during the recovery period.<sup>27</sup> Figure 3 outlines the key practical issues for those considering arthroscopic knee surgery versus non-surgical management for degenerative knee disease.

Degenerative knee disease is a chronic condition in which symptoms fluctuate. On average, pain tends to improve over time after seeing a physician for pain,<sup>21-29</sup> and delaying knee replacement is encouraged when possible.<sup>4</sup>

Values and preferences

Our strong recommendation against arthroscopy reflects a low value on a modest probability (<15%) of small or very small improvement in short term pain and function that does not persist to one year, and a higher value on avoiding the burden, postoperative limitations, and rare serious adverse effects associated with knee arthroscopy. The panel, including the patient participants, felt that

PRACTICAL ISSUES







	Knee arthroscopy	Non surgical management
 PROCEDURE	<ul style="list-style-type: none"> <li>Performed by an orthopaedic surgeon in an operating room</li> <li>General, regional (spinal/epidural), or local anaesthesia</li> <li>Procedure usually takes &lt; 1 hour</li> <li>Small joint incisions through which a camera and surgical tools are inserted</li> <li>Option to repair or remove of torn cartilage, or small holes made in cartilage</li> </ul>	<ul style="list-style-type: none"> <li>May be performed in hospital or the community</li> <li>No general anaesthesia Injections may use local anaesthesia</li> </ul>
 TESTS & VISITS	<ul style="list-style-type: none"> <li>Individualized follow-up and wound care is required</li> </ul>	<ul style="list-style-type: none"> <li>Physiotherapy and steroids injections require appointments</li> </ul>
 RECOVERY	<ul style="list-style-type: none"> <li>Recovery typically between 2 to 6 weeks</li> <li>Unable to weight bear for 2-7 days</li> <li>Physiotherapy and wound care facilitate recovery</li> </ul>	
 EXERCISE & ACTIVITIES	<ul style="list-style-type: none"> <li>Avoid strenuous activity during recovery and reintroduce as comfort permits from 2 to 3 weeks and thereafter those causing symptoms</li> </ul>	<ul style="list-style-type: none"> <li>Restriction of activities which exacerbate symptoms may be advised with all alternative treatments</li> </ul>
 WORK & EDUCATION	<ul style="list-style-type: none"> <li>Time until return to work depends on speed of recovery and demands of job (within 1 or 2 weeks for sedentary work; at least 2 weeks if job is more physical)</li> </ul>	
 TRAVEL & DRIVING	<ul style="list-style-type: none"> <li>Driving is limited for about 1-3 weeks after procedure</li> </ul>	

Fig 3| Practical issues about use of arthroscopic knee surgery versus non-surgical management for degenerative knee disease

Table 2 | New evidence which has emerged after initial publication

Date	New evidence	Citation	Findings	Implications for recommendation(s)
There are currently no updates to the article				

almost all patients would share these values. The recommendation is not applicable to patients who do not share these values (that is, those who place a high value on a small, uncertain, and transient reduction in pain and function, and a low value on avoiding the burden and postoperative limitation associated with arthroscopy).

**Costs and resources**

The panel focused on the patient perspective rather than that of society when formulating the recommendation. However, implementation of this recommendation will almost certainly result in considerable cost savings for health funders. A rigorous economic analysis found that knee arthroscopy for degenerative knee disease is not close to cost effective by traditional standards, even in extreme scenarios that assume a benefit with arthroscopy.<sup>30</sup> The panel made a strong recommendation against arthroscopy, which applies to almost all patients with degenerative knee disease, implying that non-use of knee arthroscopy can be used as a performance measure or tied to health funding.<sup>31</sup>

**Future research**

Key research questions to inform decision makers and future guidelines are:

- Randomised trials—Does arthroscopic knee surgery benefit patients who are objectively unable to fully extend their knee or who have persistent, severe, and frequent mechanical symptoms?
- Implementation studies—What are the most effective ways to reduce the overuse of arthroscopic surgery for degenerative knee disease?

**Updates to this article**

Table 2 shows evidence which has emerged since the publication of this article. As new evidence is published, a group will assess the new evidence and make a judgment on to what extent it is expected to alter the recommendation.

We thank Alison Hoens for critical review of the recommendation and manuscript. We also thank Tahira Devji for expertly leading the systematic review of minimally important differences.

Funding: This guideline was not funded.

Competing interests: All authors have completed the *BMJ* Rapid Recommendations interests disclosure form, and a detailed, contextualised description of all disclosures is reported in appendix 1. As with all *BMJ* Rapid Recommendations, the executive team and *The BMJ* judged that no panel member had any financial conflict of interest. Professional and academic interests are minimised as much as possible, while maintaining necessary expertise on the panel to make fully informed decisions.

Transparency: R Siemieniuk affirms that the manuscript is an honest, accurate, and transparent account of the recommendation being reported; that no important aspects of the recommendation have been omitted; and that any discrepancies from the recommendation as planned (and, if relevant, registered) have been explained.

1 Englund M, Guermazi A, Gale D, et al. Incidental meniscal findings on knee MRI in middle-aged and elderly persons. *N Engl J Med* 2008;359:1108-15. doi:10.1056/NEJMoa0800777 pmid:18784100.  
 2 Nguyen US, Zhang Y, Zhu Y, Niu J, Zhang B, Felson DT. Increasing prevalence of knee pain and symptomatic knee osteoarthritis: survey and cohort data. *Ann Intern Med* 2011;155:725-32. doi:10.7326/0003-4819-155-11-201112060-00004 pmid:22147711.

3 Turkiewicz A, Gerhardsson de Verdier M, Engström G, et al. Prevalence of knee pain and knee OA in southern Sweden and the proportion that seeks medical care. *Rheumatology (Oxford)* 2015;54:827-35. doi:10.1093/rheumatology/keu409 pmid:25313145.  
 4 McGrory B, Weber K, Lynott JA, et al. American Academy of Orthopaedic Surgeons. The American Academy of Orthopaedic Surgeons evidence-based clinical practice guideline on surgical management of osteoarthritis of the knee. *J Bone Joint Surg Am* 2016;98:688-92. doi:10.2106/JBJS.15.01311 pmid:27098328.  
 5 Skou ST, Roos EM, Laursen MB, et al. A randomized, controlled trial of total knee replacement. *N Engl J Med* 2015;373:1597-606. doi:10.1056/NEJMoa1505467 pmid:26488691.  
 6 Jevsevar DS. Treatment of osteoarthritis of the knee: evidence-based guideline, 2nd edition. *J Am Acad Orthop Surg* 2013;21:571-6. pmid:23996988.  
 7 National Institute for Health and Clinical Excellence. Arthroscopic knee washout, with or without debridement, for the treatment of osteoarthritis (Interventional procedures guidance IPG230). 2007. www.nice.org.uk/guidance/ipg230.  
 8 National Institute for Health and Clinical Excellence. Osteoarthritis: care and management (clinical guideline CG177). 2014. www.nice.org.uk/guidance/cg177.  
 9 Beaufils P, Roland B, ESSKA Meniscus Consensus Project. Degenerative meniscus lesions. European Society for Sports Traumatology, Knee Surgery and Arthroscopy, 2016. http://c.ymcdn.com/sites/www.esska.org/resource/resmgr/Docs/2016-meniscus-consensus-proj.pdf.  
 10 British Orthopaedic Association, British Association for Surgery of the Knee. BOA/BASK response to media reports regarding knee arthroscopy. 2015. www.boa.ac.uk/latest-news/boabask-response-to-media-reports-regarding-knee-arthroscopy/.  
 11 Australian Knee Society on Arthroscopic Surgery of the Knee. Position statement from the Australian Knee Society on Arthroscopic Surgery of the Knee, including reference to the presence of osteoarthritis or degenerative joint disease. 2016. www.kneesociety.org.au/resources/aks-arthroscopy-position-statement.pdf.  
 12 Zhang W, Moskowitz RW, Nuki G, et al. OARSI recommendations for the management of hip and knee osteoarthritis, Part II: OARSI evidence-based, expert consensus guidelines. *Osteoarthritis Cartilage* 2008;16:137-62. doi:10.1016/j.joca.2007.12.013 pmid:18279766.  
 13 Zhang W, Nuki G, Moskowitz RW, et al. OARSI recommendations for the management of hip and knee osteoarthritis: part III: Changes in evidence following systematic cumulative update of research published through January 2009. *Osteoarthritis Cartilage* 2010;18:476-99. doi:10.1016/j.joca.2010.01.013 pmid:20170770.  
 14 Cullen KA, Hall MJ, Golosinskiy A. Ambulatory surgery in the United States, 2006. *Natl Health Stat Report* 2009;(11):1-25. pmid:19294964.  
 15 Adelani MA, Harris AH, Bowe TR, Giori NJ. Arthroscopy for knee osteoarthritis has not decreased after a clinical trial. *Clin Orthop Relat Res* 2016;474:489-94. doi:10.1007/s11999-015-4514-4 pmid:26290345.  
 16 Bohensky MA, Sundararajan V, Andrianopoulos N, et al. Trends in elective knee arthroscopies in a population-based cohort, 2000-2009. *Med J Aust* 2012;197:399-403. doi:10.5694/mja11.11645 pmid:23025737.  
 17 Hamilton DF, Howie CR. Knee arthroscopy: influence of systems for delivering healthcare on procedure rates. *BMJ* 2015;351:h4720. doi:10.1136/bmj.h4720 pmid:26405226.  
 18 Thorlund JB, Hare KB, Lohmander LS. Large increase in arthroscopic meniscus surgery in the middle-aged and older population in Denmark from 2000 to 2011. *Acta Orthop* 2014;85:287-92. doi:10.3109/17453674.2014.919558 pmid:24800623.  
 19 Järvinen TL, Guyatt GH. Arthroscopic surgery for knee pain. *BMJ* 2016;354:i3934. doi:10.1136/bmj.i3934 pmid:27439983.  
 20 Devji T, Guyatt GH, Lytyn L, et al. Application of minimal important differences in degenerative knee disease outcomes: a systematic review and case study to inform *BMJ* Rapid Recommendations. *BMJ Open* 2017;7:e015587. doi:10.1136/bmjopen-2016-015587.  
 21 Brignardello-Peterson R, Guyatt GH, Schandelmaier S, et al. Knee arthroscopy versus conservative management in patients with degenerative knee disease: a systematic review. *BMJ Open* 2017;7:e016114. doi:10.1136/bmjopen-2017-016114.  
 22 Guyatt GH, Juniper EF, Walter SD, Griffith LE, Goldstein RS. Interpreting treatment effects in randomised trials. *BMJ* 1998;316:690-3. doi:10.1136/bmj.316.7132.690 pmid:9522799.  
 23 Gauffin H, Tagesson S, Meunier A, Magnusson H, Kvist J. Knee arthroscopic surgery is beneficial to middle-aged patients with meniscal symptoms: a prospective, randomised, single-blinded study. *Osteoarthritis Cartilage* 2014;22:1808-16. doi:10.1016/j.joca.2014.07.017 pmid:25086401.  
 24 Kirkley A, Birmingham TB, Litchfield RB, et al. A randomized trial of arthroscopic surgery for osteoarthritis of the knee. *N Engl J Med* 2008;359:1097-107. doi:10.1056/NEJMoa0708333 pmid:18784099.  
 25 Sihvonen R, Englund M, Turkiewicz A, Järvinen TL. Finnish Degenerative Meniscal Lesion Study Group. Mechanical symptoms and arthroscopic partial meniscectomy in patients with degenerative meniscus tear: a secondary analysis of a randomized trial. *Ann Intern Med* 2016;164:449-55. doi:10.7326/M15-0899 pmid:26856620.  
 26 Sihvonen R, Paavola M, Malmivaara A, et al. Finnish Degenerative Meniscal Lesion Study (FIDELITY) Group. Arthroscopic partial meniscectomy versus sham surgery for a degenerative meniscal tear. *N Engl J Med* 2013;369:2515-24. doi:10.1056/NEJMoa1305189 pmid:24369076.

- 27 Lubowitz JH, Ayala M, Appleby D. Return to activity after knee arthroscopy. *Arthroscopy* 2008;24:58-61.e4. doi:10.1016/j.arthro.2007.07.026 pmid:18182203.
- 28 Pihl K, Roos EM, Nissen N, Jørgensen U, Schjerning J, Thorlund JB. Over-optimistic patient expectations of recovery and leisure activities after arthroscopic meniscus surgery. *Acta Orthop* 2016;87:615-21. doi:10.1080/17453674.2016.1228411 pmid:27622598.
- 29 de Rooij M, van der Leeden M, Heymans MW, et al. Prognosis of pain and physical functioning in patients with knee osteoarthritis: a systematic review and meta-analysis. *Arthritis Care Res (Hoboken)* 2016;68:481-92. doi:10.1002/acr.22693 pmid:26316234.
- 30 Marsh JD, Birmingham TB, Giffin JR, et al. Cost-effectiveness analysis of arthroscopic surgery compared with non-operative management for osteoarthritis of the knee. *BMJ Open* 2016;6:e009949. doi:10.1136/bmjopen-2015-009949 pmid:26758265.
- 31 Andrews JC, Schünemann HJ, Oxman AD, et al. GRADE guidelines: 15. Going from evidence to recommendation—determinants of a recommendation's direction and strength. *J Clin Epidemiol* 2013;66:726-35. doi:10.1016/j.jclinepi.2013.02.003 pmid:23570745.
- 32 Kise NJ, Risberg MA, Stensrud S, Ranstam J, Engebretsen L, Roos EM. Exercise therapy versus arthroscopic partial meniscectomy for degenerative meniscal tear in middle aged patients: randomised controlled trial with two year follow-up. *BMJ* 2016;354:i3740. doi:10.1136/bmj.i3740 pmid:27440192.
- 33 Khan M, Evaniew N, Bedi A, Ayeni OR, Bhandari M. Arthroscopic surgery for degenerative tears of the meniscus: a systematic review and meta-analysis. *CMAJ* 2014;186:1057-64. doi:10.1503/cmaj.140433 pmid:25157057.
- 34 Thorlund JB, Juhl CB, Roos EM, Lohmander LS. Arthroscopic surgery for degenerative knee: systematic review and meta-analysis of benefits and harms. *BMJ* 2015;350:h2747. doi:10.1136/bmj.h2747 pmid:26080045.
- 35 Siemieniuk RA, Agoristas T, Macdonald H, Guyatt GH, Brandt L, Vandvik PO. Introduction to BMJ Rapid Recommendations. *BMJ* 2016;354:i5191. doi:10.1136/bmj.i5191 pmid:27680768.
- 36 Vandvik PO, Otto CM, Siemieniuk RA, et al. Transcatheter or surgical aortic valve replacement for patients with severe, symptomatic, aortic stenosis at low to intermediate surgical risk: a clinical practice guideline. *BMJ* 2016;354:i5085. doi:10.1136/bmj.i5085 pmid:27680583.
- 37 Guyatt GH, Oxman AD, Vist GE, et al. GRADE Working Group. GRADE: an emerging consensus on rating quality of evidence and strength of recommendations. *BMJ* 2008;336:924-6. doi:10.1136/bmj.39489.470347.AD pmid:18436948.
- <sup>1</sup>Department of Health Research Methods, Evidence, and Impact, McMaster University, Hamilton, Ontario, Canada L8S 4L8
- <sup>2</sup>Department of Medicine, University of Toronto, Toronto, Ontario, Canada
- <sup>3</sup>South Western Sydney Clinical School, UNSW, Australia
- <sup>4</sup>Whitlam Orthopaedic Research Centre, Ingham Institute for Applied Medical Research, Liverpool, NSW 2170, Australia
- <sup>5</sup>Division General Internal Medicine & Division of Clinical Epidemiology, University Hospitals of Geneva, CH-1211, Geneva, Switzerland
- <sup>6</sup>Department of Orthopaedic Surgery, Joint Research, OLVG, 1090 HM Amsterdam, The Netherlands
- <sup>7</sup>Faculty of Dentistry, Universidad de Chile, Independencia, Santiago, Chile
- <sup>8</sup>Norwegian Institute of Public Health, Nydalen, N-0403 Oslo, Norway
- <sup>9</sup>Department of Epidemiology and Preventive Medicine, School of Public Health & Preventive Medicine, Monash University, Melbourne, Vic 3004, Australia
- <sup>10</sup>Monash Department of Clinical Epidemiology, Cabrini Institute; Suite 41 Cabrini Medical Centre, Malvern Vic, 3144, Australia
- <sup>11</sup>Clinical Epidemiology Unit, Orthopaedics, Department of Clinical Sciences Lund Faculty of Medicine, Lund University, SE-221 85 Lund, Sweden
- <sup>12</sup>Oslo University Hospital, Blindern 0317 Oslo, Norway
- <sup>13</sup>Richmond, Virginia, USA
- <sup>14</sup>Clinical Effectiveness Research Group, Institute of Health and Society, University of Oslo, Blindern 0317 Oslo, Norway
- <sup>15</sup>University Hospital North Norway, 9038 Tromsø, Norway
- <sup>16</sup>Department of Occupational Therapy, Physiotherapy and Radiography, Faculty of Health and Social sciences, Bergen University College, 5020 Bergen, Norway
- <sup>17</sup>BMJ Editorial, BMA House, London WC1H 9JR, UK
- <sup>18</sup>Nuffield Orthopaedic Centre, Oxford University Hospitals NHS Foundation Trust, Oxford OX3 7HE, UK
- <sup>19</sup>London, Ontario, Canada
- <sup>20</sup>Ingersoll, Ontario, Canada N5C 3N1
- <sup>21</sup>Department of Health and Science, University of Oslo, Oslo, Norway
- <sup>22</sup>Department of Medicine, Hospital Innlandet Trust, Gjøvik, Norway

Published by the BMJ Publishing Group Limited. For permission to use (where not already granted under a licence) please go to <http://group.bmj.com/group/rights-licensing/permissions>

This is an Open Access article distributed in accordance with the Creative Commons Attribution Non Commercial (CC BY-NC 4.0) license, which permits others to distribute, remix, adapt, build upon this work non-commercially, and license their derivative works on different terms, provided the original work is properly cited and the use is non-commercial. See: <http://creativecommons.org/licenses/by-nc/4.0/>

**Web extras on bmj.com**

- Appendix 1: Full list of authors' declarations of interests
- Appendix 2: Methodology for development of *BMJ* Rapid Recommendations
- Appendix 3: All electronic multilayered information available on the MAGIcapp<sup>†</sup>