

their professional duties. Mr. D. RENTON, Under Secretary, Home Office, replied that he was informed by the Commissioner of Police, under whose directions they acted, that traffic wardens gave such consideration as might be possible in cases in which cars parked in contravention of the parking regulations were believed to belong to doctors visiting patients.

Universities and Colleges

UNIVERSITY OF OXFORD

In Congregation on October 13 the following degrees were conferred:

D.M.—P. D. Wall (in absence).
B.M.—Mrs. Anne Stern (in absence).

Dr. P. J. R. Phizackerley has been elected to the Oliver Gatty Fellowship in Biological Sciences at Balliol College.

UNIVERSITY OF CAMBRIDGE

In Congregation on October 15 the following degrees were conferred:

M.CHIR.—R. C. Shepherd.
M.B., B.CHIR.—*K. A. Macdonald-Smith, *A. M. D. Mitchell.
M.B.—*J. P. Watson, *P. R. C. Steele, *M. I. J. Andrews, *R. D. B. Leicester, M. E. Snell.

*By proxy.

UNIVERSITY OF LEEDS

The degree of Ph.D. in Medicine was awarded to Julian Wladislaw Czerkawski in September.

ROYAL COLLEGE OF SURGEONS OF EDINBURGH

At the annual meeting of the College, held on October 19, the following officers were elected: *President*, Professor John Bruce; *Vice-presidents*, Professor Norman M. Dott and Mr. Walter W. Galbraith; *Secretary*, Mr. James A. Ross; *Treasurer*, Mr. J. J. Mason Brown; *Representative on General Medical Council*, Mr. K. Paterson Brown; *Conservator of Museum*, Professor Eric C. Mekie; *Honorary Librarian*, Sir Walter Mercer.

The following candidates, having passed the requisite examinations, were admitted Fellows:

R. H. Ahmed, R. G. Asghar, S. A. Askari, M. P. Awon, M. Balasegaram, Fiona M. Bennett, R. K. Berry, D. E. Burgess, C. W. P. Canagaretina, D. B. Chapman, S. D. Clarke, J. Li, Colvin, J. Y. Crooks, R. B. Davey, V. Dawle, J. A. S. Dickson, T. S. Doss, E. I. P. Ebozie, E. A. Elebute, S. K. Ghose, S. D. Gupta, U. C. Gupta, Khin Maung Gyi, K. I. M. Heath, G. S. Hiremath, R. S. Hole, D. Hugo, J. A. Hyde, J. O'H. Hyde, H. B. S. Kemp, I. R. Kernohan, I. T. Kubchandani, R. P. Kumar, J. B. Laine, R. A. Leggatt, Greta I. Leitch, Franklin Wang-Pong Li, G. Low, Earl Ming-Teh Lu, D. J. McAuliffe, Jean M. M. McKenzie, J. H. McKessar, M. P. Manomohan, M. A. K. M. Mansour, M. D. Middleton, L. J. Phillips, P. A. M. Pozzi, N. M. Prabhu, K. A. Ramalingam, M. V. Ramchandani, V. D. Raval, D. M. Ritchie, A. Sarsam, I. G. Schraibman, A. Simpson, J. W. Smith, M. G. H. Smith, D. D. Sumariwalla, G. R. Thoms, R. S. Todd, P. J. Venter, J. P. A. Weaver, D. G. Wray, I. W. M. Wright, J. Yogaratnam

ROYAL FACULTY OF PHYSICIANS AND SURGEONS

At a meeting of the Faculty held on October 3, with the President, Mr. Arthur Jacobs, in the chair, the following were admitted Fellows of Faculty: *qua Physician*, J. H. Dagg; *qua Surgeon*, P. P. Reddy, N. V. Sweeney.

ROYAL COLLEGE OF OBSTETRICIANS AND GYNAECOLOGISTS

At the meeting of the Council of the College held on September 24, with the President, Sir Andrew Clave, in the chair, the following were admitted to the Membership:

A. A. Armar, C. Bam, D. N. Banerjee, S. K. Banerjee, N. MacG. D. Blyth, Pauline M. Bousquet, A. H. Bradford, G. F. Bradford, I. T. Brake, T. Busuttill, I. E. Cary, K. L. Collins, Joan M. Curtis, L. S. Deane, Marie T. D'Netto, R. F. Heys, Ma Hla-Kyi, Florence P. Isaiah, W. I. H. Johnston, J. B. Jones, K. Kanakadurgamba, W. Kelso, J. F. Kemp, J. F. Leeton, J. L. Marcus, J. M. Mistry, W. M. Moore, E. D. Morris, B. K. Mukherji, O. A. Ojo, P. R. B. Pedlow, W. S. E. Perera, W. Pollard, Doreen Rothman, A. K. Sinha, S. J. Smal, A. M. Smith, H. J. Solomon, B. Sutherland, T. E. Torbet, A. R. Trist, W. L. Whitehouse.

SCOTTISH TRIPLE QUALIFICATION BOARD

The following candidates have passed the final examinations and have been granted the diploma of L.R.C.P.Ed., L.R.C.S.Ed., L.R.F.P.&S.Glas.: E. B. Gonzalez, J. O. Djan, H. H. Grosser, M. N. Kaleel, J. O. Mojola, T. S. Twyble.

ROYAL AUSTRALASIAN COLLEGE OF SURGEONS

At a primary examination for the Fellowship of the College held in Melbourne, Sydney, and Dunedin in September the following candidates were approved:

P. B. Brown, J. A. Buntine, H. Byrne, A. B. G. Carden, G. M. Clark, R. R. S. Colman, D. M. Conroy, T. W. Doous, M. H. Ellis, N. G. Graham, J. May, B. J. Parker, G. E. Scarf, B. D. Shepherd, R. G. H. Talbot, Francis Khin-Yoong Thong, I. H. Wilson.

At a primary examination for the Fellowship of the Faculty of Anaesthetists of the College held in Melbourne, Sydney, and Dunedin in September the following candidates were approved:

M. J. Kirwan, T. L. O'Connell, J. J. O'Leary, Agnes E. Sinclair, N. C. Wimsitt.

Vital Statistics

Infectious Diseases

Areas where numbers of notifications were high in the latest two weeks for which figures are available.

Measles	Week Ending	
	Oct. 15	Oct. 22
Lancashire	1,072	1,234
Liverpool C.B.	152	159
Manchester C.B.	62	136
Yorkshire West Riding	311	401
Bradford C.B.	88	127
Dysentery		
Gloucestershire	35	20
Bristol C.B.	7	18
Lancashire	84	82
Liverpool C.B.	18	27
London	89	67
Finsbury	12	11
Lewisham	5	13
Southwark	20	17
Middlesex	31	30
Southgate M.B.	5	13
Surrey	45	33
Epsom and Ewell M.B.	32	22
Yorkshire North Riding	25	21
Middlesbrough C.B.	21	21
Yorkshire West Riding	66	56
Leeds C.B.	28	29
Glasgow	144	117
Diphtheria		
London	0	3

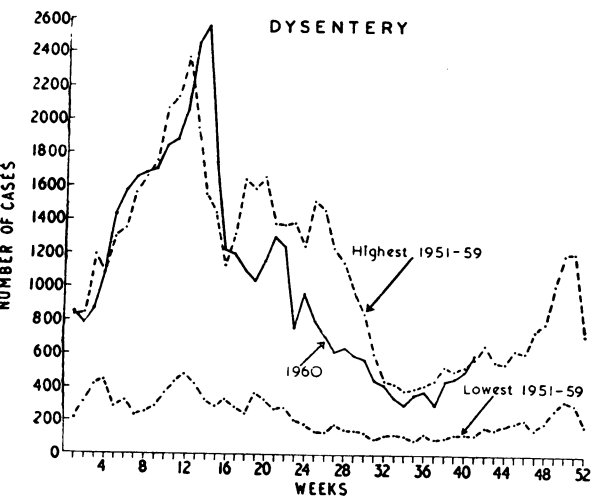
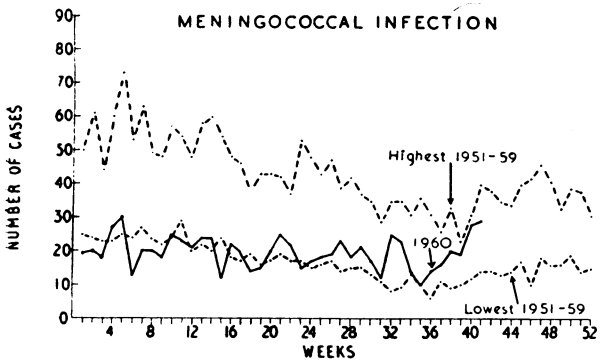
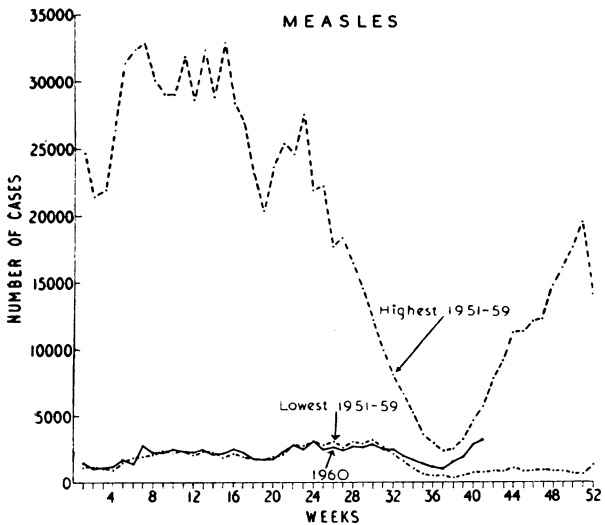
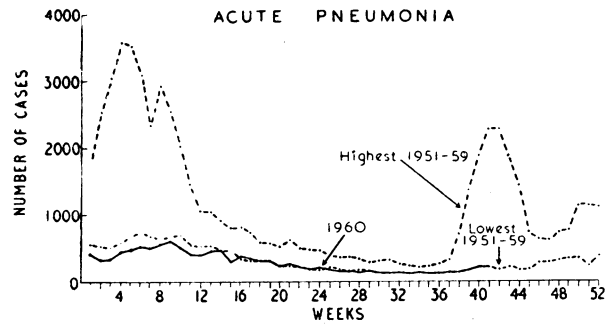
Births and Deaths in the Third Quarter

Provisional figures issued by the Registrar-General show that during the third quarter of 1960 the birth rate was higher and the death rate lower than during the same quarter last year. At 17.2 per thousand population the birth rate was the highest for any third quarter since 1948, when it was 17.5. The figures for 1959 and 1958 were 16.3 and 15.9 respectively. The death rate of 9.8 per thousand population compares with 9.0 (1959) and 9.3 (1950). The infant mortality rate was 18.8 per thousand live births. This is the lowest figure recorded during a third quarter; last year it was 19.4 and in 1950 it was 23.9. The stillbirth rate of 19.2 per thousand live and stillbirths compares with the 1959 figure of 20.5 and the 1950 figure of 22.5—*The Registrar-General's Weekly Return for England and Wales, 1960, No. 42.*

Graphs of Infectious Diseases

The graphs below show the uncorrected numbers of cases of certain diseases notified weekly in England and Wales. Highest and lowest figures reported in each week during the years 1951-9 are shown thus -----, the figures for

1960 thus ———. Except for the curves showing notifications in 1960, the graphs were prepared at the Department of Medical Statistics and Epidemiology, London School of Hygiene and Tropical Medicine.



INFECTIOUS DISEASES AND VITAL STATISTICS

Summary for British Isles for week ending October 15 (No. 41) and corresponding week 1959.

Figures of cases are for the countries shown and London administrative county. Figures of deaths and births are for the whole of England and Wales (London included), London administrative county, the 17 principal towns in Scotland, the 10 principal towns in Northern Ireland, and the 14 principal towns in Eire.

A blank space denotes disease not notifiable or no return available. The table is based on information supplied by the Registrars-General of England and Wales, Scotland, N. Ireland, and Eire, the Ministry of Health and Local Government of N. Ireland, and the Department of Health of Eire.

CASES	1960					1959				
	Eng. & Wales	Lond.	Scot.	N. Ire.	Eire	Eng. & Wales	Lond.	Scot.	N. Ire.	Eire
Diphtheria ..	4	0	0	0		5	4	4	0	
Dysentery ..	600	89	204	10	6	460	37	265	6	7
Encephalitis, acute	4	0	0	0		3	0		0	
Enteric fever: Typhoid ..	1	0	1	1		4	0	0	0	
Paratyphoid ..	12	1	0	0	2	6	0	1(B)	0	2(B)
Food-poisoning ..	188	19	24	3		248	19	15	0	
Infective enteritis or diarrhoea under 2 years ..				20	28				21	37
Measles* ..	3,210	173	59	7	13	959	25	17	39	60
Meningococcal infection ..	29	2	7	0	1	21	0	9	1	1
Ophthalmia neonatorum ..	24	2	4	0		15	3	3	0	
Pneumonia† ..	239	15	137			252	19	119	0	
Poliomyelitis, acute: Paralytic ..	8	0	0			18	1	0		
Non-paralytic ..	7	0	0	2	8	5	2	2	2	4
Puerperal fever‡ ..	201	42	9	0		216	26	15	2	
Scarlet fever ..	424	28	74	27	18	918	46	123	28	28
Tuberculosis: Respiratory ..	426	57	72	14		424	52	60	18	
Non-respiratory ..	49	3	16	5		53	5	12	5	
Whooping-cough	933	90	91	10	29	502	35	100	4	28

DEATHS	1960					1959				
	Eng. & Wales	Lond.	Scot.	N. Ire.	Eire	Eng. & Wales	Lond.	Scot.	N. Ire.	Eire
Diphtheria ..	0	0	0	0	0	0	0	0	0	0
Dysentery ..	1	0		0		0	0		0	
Encephalitis, acute		0			0		0		0	
Enteric fever ..	0	0	0	0		1	0	0	0	
Infective enteritis or diarrhoea under 2 years ..	10	2	1	0	2	5	0	0	1	0
Influenza ..	17	1	0	1	0	11	0	1	0	0
Measles ..		0	0	0	0		0	0	0	0
Meningococcal infection ..		0	0				0	0		
Pneumonia ..	464	41	22	12	10	356	28	17	6	6
Poliomyelitis, acute	4	0		0	0	3	1		0	0
Scarlet fever ..		0	0	0	0		0	0	0	0
Tuberculosis: Respiratory ..	67	4	4	2	4	71	5	3	2	0
Non-respiratory ..										
Whooping-cough	0	0	0	0	0	0	0	0	0	0
Deaths 0-1 year ..	304	35	27	12	9	193	33	27	7	7
Deaths (excluding stillbirths)	9,572	757	533	113	184	8,339	631	500	118	143
LIVE BIRTHS ..	15,064	1233	1005	264	483	14,182	1185	1012	240	358
STILLBIRTHS ..	274	18	22			270	18	26		

* Measles not notifiable in Scotland, whence returns are approximate.

† Includes primary and influenza pneumonia.

‡ Includes puerperal pyrexia.